



# QNAP Turbo NAS

## 硬件使用手册

© 2010 QNAP Systems, Inc. 著作权所有，并保留一切权利。

感谢您购买威联通产品。此使用手册提供 Turbo NAS 的硬件说明及相关功能介绍，请仔细阅读并依照本手册使用产品功能。

本使用手册适用于下列 Turbo NAS 型号：

TS-110、TS-210、TS-410、TS-410U、TS-119、TS-219P、TS-419P、TS-419U、TS-239 Pro、SS-439 Pro、TS-439 Pro、TS-439U-RP/SP、TS-239 Pro II、TS-439 Pro II、TS-639 Pro、SS-839 Pro、TS-509 Pro、TS-809 Pro、TS-809U-RP、TS-259 Pro、TS-459 Pro、TS-459U-RP/SP、TS-559 Pro、TS-659 Pro、TS-859 Pro、TS-859U-RP、TS-259 Pro+、TS-459 Pro+、TS-559 Pro+、TS-659 Pro+、TS-859 Pro+、TS-119P+、TS-219P+、TS-419P+、TS-419U+、TS-239 Pro II+、TS-439 Pro II+、TS-459U-RP/SP+、TS-859 Pro+、TS-859U-RP+、TS-112、TS-212、TS-412。

**注意：**

- Turbo NAS 以下简称为 NAS。
- 本手册包含威联通 Turbo NAS 系列网络储存服务器的使用说明，部份功能仅适用于特定型号，您所购买的型号可能不支持这些功能。
- 本公司保留变更产品规格的权利，如有变更，恕不另行通知。
- 本文件中的信息如有变更，恕不另行通知。
- 未经威联通科技股份有限公司书面许可，任何人不得以任何形式或任何方式对本手册内容的任何部分进行完全或部分复制、翻印或传输。
- 威联通、QNAP 及其商标为威联通科技股份有限公司 (QNAP Systems, Inc.) 所有。所有其它在本文提及的商标、注册商标，商品名称均为其相关持有人所有。

### 有限保证责任

威联通保证所有出厂的网络储存服务器皆通过严格而完整的测试，在一般的使用情况下，都可以正常运作。在保固期限内及正常使用的状况下，如发生系统故障，威联通将负责维修。除此之外，威联通不保证负责所有因为本产品而造成的数据遗失、毁损、或营业上及执行业务的损失。在任何情况下，威联通所负担的赔偿责任，不超过本产品的售价。

请务必定期备份硬盘中的数据，以避免任何意外、人为操作疏失或硬盘故障所造成的数据毁损。威联通不负任何资料遗失或复原。

#### 注意：

1. 请务必定期备份硬盘中的数据，以避免任何意外、人为操作疏失或硬盘故障所造成的数据毁损。威联通不负任何资料遗失或复原。
2. 如要把 NAS 或任何包装内零件退回或维修，请确定货品妥善包装以确保运送无误。若货品运送期间因不妥善包装造成任何损坏，威联通一概不予负责。



本产品已通过测试并符合 FCC 规则第 15 部分 B 级数位装置之限制。此等限制旨在为家用装置提供免于有害干扰之合理保护所设计。本产品产生、使用、并可能放射无线电频率能量，若未依据指示安装及使用，可能对无线电通讯造成有害干扰。但特定之安装并不保证免于发生干扰。若本产品对收音机、电视之收讯造成有害干扰(可开关设备之电源确认)，建议使用者以下列一种或多种方式改善干扰状况：

- 重新调整或放置接收天线。
- 增加本产品与接收器之间的距离。
- 将本产品连接到与接收器不同的电源插座上。
- 如需协助，请洽询经销商或专业的收音机或电视技术人员。



未经制造厂商许可的变更或修改可能导致使用者丧失操作本产品的权利。

应使用遮蔽线缆以符合 FCC 规则第 15 条 B 款所载之 B 级限制。



本产品符合 CE Class B 规范。

### 本文使用的符号说明

 警告	此符号表示使用者必须严格依照说明操作，否则将会导致身体伤害甚至死亡。
 注意	此符号表示该行为可能会引致硬盘数据被清除，或不依照说明操作之情况下，可能会导致数据、硬盘或产品损毁。

## 目录

目录 .....	6
安全须知 .....	7
第 1 章 CPU 处理器及内存规格 .....	8
第 2 章 电源按钮及系统重置按钮说明 .....	14
第 3 章 USB 单键备份 .....	15
第 4 章 系统灯号及蜂鸣器说明 .....	16
第 5 章 热抽换硬盘 .....	19
第 6 章 RAID 回复 .....	21
第 7 章 使用 LCD 面板 .....	23
第 8 章 安装电源供应器 .....	30
技术支持 .....	35
GNU GENERAL PUBLIC LICENSE .....	36

## 安全须知

1. 本产品的使用环境温度应介于 0° C - 40° C，相对湿度为 0% - 95%。请确保其放置场所通风良好。
2. 与本产品连接的线路和装置必须能提供本产品正常的电量(100W, 90 - 264V)，以确保其运作正常。
3. 切勿将本产品放置于直接受阳光曝晒或靠近化学药剂的场所。请确保其所在环境维持稳定的温度与湿度。
4. 清洁时本产品，先将电源插头及所有线路拔下，再以干布擦拭即可。切勿使用任何化学药剂或喷雾式清洁剂清洁本产品。
5. 为确保机器正常运作，以及避免机器过热，切勿将任何物品或重物放置于本产品上。
6. 安装硬盘时，请务必使用平头螺丝将硬盘固定在硬盘抽取盒上，以确保其运作正常。
7. 切勿使本产品靠近水源。
8. 切勿将本产品放置在不平稳的桌子或台面上，以避免因本产品滑落而损坏。
9. 使用本产品时，请留意当地的电压指示。若您无法确定，请洽询经销商或当地电力公司。
10. 切勿放置任何物品于本产品的电源在线。
11. 切勿自行维修本产品。不当的拆装，可能导致触电或其它不良后果。若有任何维修问题，请洽询当地经销商。
12. 机架式系统只适用于机房，并应由授权之系统管理员管理及维护。机房必须上锁，并只允许授权人员进入。
13. TS-809U 配备两个电源供应器，为避免电击危险，操作时需要加倍小心，只有当这两个电源供应器完全断电时才可以安全操作(进行维修)。



### 警告：

如错误更换电池，可能会有导致爆炸的危险。更换电池时，请务必更换同类型之电池，或更换制造商建议的类型。请依照当地废弃物管理办法规定，处理使用过之电池组。

切勿触摸系统内之风扇，以避免严重性伤害。

## 第1章 CPU处理器及内存规格



**注意：**变更威联通产品的硬件、软件或固件，将导致您的产品保固完全失效。威联通不負責任何因改机导致的任何形式的产品毁损或数据流失。使用者需自行负责因变更 Turbo NAS 硬件、更改系统固件或安装未授权的第三者应用程序而导致任何可能的数据损失或系统不稳定等问题。

系统型号	TS-110	TS-210	TS-410	TS-410U
CPU 处理器	Marvell 800MHz	Marvell 800MHz	Marvell 800MHz	Marvell 800MHz
内存	256MB DDRII	256MB DDRII	256MB DDRII	512MB DDRII
Flash 快闪记忆	16MB	16MB	16MB	16MB
可否更换 CPU	否	否	否	否
可否更换内存	否	否	否	否
SODIMM 插槽数目	0	0	0	0
硬盘插槽数目	1	2	4	4

系统型号	TS-112	TS-212	TS-412
CPU 处理器	Marvell 1.2GHz	Marvell 1.2GHz	Marvell 1.2GHz
内存	256MB DDRII	256MB DDRII	256MB DDRII
Flash 快闪记忆	16MB	16MB	16MB
可否更换 CPU	否	否	否
可否更换内存	否	否	否
SODIMM 插槽数目	0	0	0
硬盘插槽数目	1	2	4



系统型号	TS-119	TS-219P	TS-419P/TS-419U
CPU 处理器	Marvell 1.2GHz	Marvell 1.2GHz	Marvell 1.2GHz
内存	512MB DDRII	512MB DDRII	512MB DDRII
Flash 快闪记忆	16MB	16MB	16MB
可否更换 CPU	否	否	否
可否更换内存	否	否	否
SODIMM 插槽数目	0	0	0
硬盘插槽数目	1	2	4

系统型号	TS-119P+	TS-219P+	TS-419P+/TS-419U+
CPU 处理器	Marvell 1.6GHz	Marvell 1.6GHz	Marvell 1.6GHz
内存	512MB DDRIII	512MB DDRIII	512MB DDRIII
Flash 快闪记忆	16MB	16MB	16MB
可否更换 CPU	否	否	否
可否更换内存	否	否	否
SODIMM 插槽数目	0	0	0
硬盘插槽数目	1	2	4

系统型号	TS-239 Pro	SS-439 Pro/ TS-439 Pro/ TS-439U-RP/ TS-439U-SP	TS-239 Pro II	TS-439 Pro II
CPU 处理器	Intel Atom 处理器 (1.6GHz)	Intel Atom 处理器 (1.6GHz)	Intel Atom 处理器 (1.66GHz)	Intel Atom 处理器 (1.66GHz)
内存	1GB DDRII	1GB DDRII	1GB DDRII	1GB DDRII
Flash 快闪记忆	128MB (IDE DOM)	128MB (IDE DOM)	512MB (USB DOM)	512MB (USB DOM)
可否更换 CPU	否	否	否	否
可否更换内存	<ul style="list-style-type: none"> <li>• 支援 DDRII 667 DRAM</li> <li>• 可升级至最高 2GB</li> </ul>	<ul style="list-style-type: none"> <li>• 支援 DDRII 667 DRAM</li> <li>• 可升级至最高 2GB</li> </ul>	支援 DDRII 667 DRAM	支援 DDRII 667 DRAM
SODIMM 插槽数目	1	1	1	1
硬盘插槽数目	2	4	2	4

系统型号	TS-239 Pro II+	TS-439 Pro II+
CPU 处理器	Intel Atom 处理器(1.8GHz)	Intel Atom 处理器(1.8GHz)
内存	1GB RAM	1GB RAM
Flash 快闪记忆	512MB (USB DOM)	512MB (USB DOM)
可否更换 CPU	否	否
可否更换内存	可	可
SODIMM 插槽数目	1	1
硬盘插槽数目	2	4

系统型号	TS-639 Pro	SS-839 Pro
CPU 处理器	Intel Atom 处理器 (1.6GHz)	Intel Atom 处理器 (1.6GHz)
内存	1GB DDRII	2GB DDRII
Flash 快闪记忆	128MB (IDE DOM)	128MB (IDE DOM)
可否更换 CPU	否	否
可否更换内存	<ul style="list-style-type: none"> <li>• 支援 DDRII 667 DRAM</li> <li>• 可升级至最高 2GB</li> </ul>	<ul style="list-style-type: none"> <li>• 支援 DDRII 667 DRAM</li> <li>• 可升级至最高 2GB</li> </ul>
SODIMM 插槽数目	1	1
硬盘插槽数目	6	8

系统型号	TS-509 Pro	TS-809 Pro/TS-809U-RP
CPU 处理器	Intel Celeron 处理器 (1.6GHz)	Intel Core 2 Duo 处理器 (2.8GHz)
内存	1GB DDRII	2GB DDRII
Flash 快闪记忆	128MB (IDE DOM)	128MB (IDE DOM)
可否更换 CPU	可	可
可否更换内存	<ul style="list-style-type: none"> <li>• 支援 DDRII 667 DRAM</li> <li>• 可升级至最高 4GB</li> </ul>	<ul style="list-style-type: none"> <li>• 支援 DDRII 667 DRAM</li> <li>• 可升级至最高 4GB</li> </ul>
SODIMM 插槽数目	2	2
硬盘插槽数目	5	8

系统型号	TS-259 Pro	TS-459 Pro	TS-459U-RP/SP
CPU 处理器	Dual core Intel Atom 处理器 (1.66GHz)	Dual core Intel Atom 处理器 (1.66GHz)	Dual core Intel Atom 处理器 (1.66GHz)
内存	1GB DDRII	1GB DDRII	1GB DDRII
Flash 快闪记忆	512MB (USB DOM)	512MB (USB DOM)	512MB (USB DOM)
可否更换 CPU	否	否	否
可否更换内存	支援 DDRII 667 DRAM	支援 DDRII 667 DRAM	支援 DDRII 667 DRAM
SODIMM 插槽数目	1	1	1
硬盘插槽数目	2	4	4

系统型号	TS-559 Pro	TS-659 Pro	TS-859 Pro	TS-859U-RP
CPU 处理器	Dual core Intel Atom 处理器 (1.66GHz)	Dual core Intel Atom 处理器 (1.66GHz)	Dual core Intel Atom 处理器 (1.66GHz)	Dual core Intel Atom 处理器 (1.66GHz)
内存	1GB DDRII	1GB DDRII	1GB DDRII	1GB DDRII
Flash 快闪记忆	512MB (USB DOM)	512MB (USB DOM)	512MB (USB DOM)	512MB (USB DOM)
可否更换 CPU	否	否	否	否
可否更换内存	支援 DDRII 667 DRAM	支援 DDRII 667 DRAM	支援 DDRII 667 DRAM	支援 DDRII 667 DRAM
SODIMM 插槽数目	1	1	1	1
硬盘插槽数目	5	6	8	8

系统型号	TS-259 Pro+	TS-459 Pro+	TS-459U-RP/SP+
CPU 处理器	Dual core Intel Atom 处理器 (1.8GHz)	Dual core Intel Atom 处理器 (1.8GHz)	Dual core Intel Atom 处理器 (1.8GHz)
内存	1GB RAM	1GB RAM	1GB RAM
Flash 快闪记忆	512MB (USB DOM)	512MB (USB DOM)	512MB (USB DOM)
可否更换 CPU	否	否	否
可否更换内存	可	可	可
SODIMM 插槽数目	1	1	1
硬盘插槽数目	2	4	4

系统型号	TS-559 Pro+	TS-659 Pro+	TS-859 Pro+	TS-859U-RP+
CPU 处理器	Dual core Intel Atom 处理器 (1.8GHz)	Dual core Intel Atom 处理器 (1.8GHz)	Dual core Intel Atom 处理器 (1.8GHz)	Dual core Intel Atom 处理器 (1.8GHz)
内存	1GB RAM	1GB RAM	1GB RAM	1GB RAM
Flash 快闪记忆	512MB (USB DOM)	512MB (USB DOM)	512MB (USB DOM)	512MB (USB DOM)
可否更换 CPU	否	否	否	否
可否更换内存	可	可	可	可
SODIMM 插槽数目	1	1	1	1
硬盘插槽数目	5	6	8	8

## 第2章 电源按钮及系统重置按钮说明

- ✓ 电源按钮：按此按钮开启或关闭系统。

系统型号	开启系统	硬件关机	强制关机
所有型号	按一下	按 1.5 秒	按 5 秒

- ✓ 重置按钮：按此按钮重设系统至默认值。

系统型号	系统基本重设(哔一声)	系统进阶重设(哔两声)
所有型号	按 3 秒	按 10 秒

### 系统基本重设(按重设键 3 秒)

持续按系统重置按钮 3 秒，系统会哔一声。以下设定将回复至默认值：

- 系统管理员密码：admin
- TCP/IP 设定：使用动态 IP 地址
- TCP/IP 设定：关闭 Jumbo Frame
- TCP/IP 设定：若有启用 Port Trunking（适用于支持双 LAN 型号），系统将回复设定为 Active Backup(网络容错) 模式。
- 系统通讯端口：8080
- 安全等级：接受所有联机
- LCD 面板密码：空白\*

\*此功能只适用于 TS-419P、TS-419P+、TS-439 Pro、TS-439 Pro II、TS-439 Pro II+、TS-459 Pro、TS-509 Pro、TS-559 Pro、TS-639 Pro、TS-659 Pro、SS-839 Pro、TS-859 Pro、TS-809 Pro、TS-809U-RP、TS-859U-RP、TS-459 Pro+、TS-559 Pro+、TS-659 Pro+、TS-859 Pro+、TS-859U-RP+。

### 系统进阶重设(按重设键 10 秒)

持续按系统重置按钮 10 秒，系统会在第 3 秒及第 10 秒发出哔声，然后照系统网页重设定，所有数据将会保存，但系统设定如使用者账号、使用者群组、网络数据夹将全部被清除，如要存取旧数据，可以照原来路径建立数据夹便可。

### 第3章 USB单键备份

系统型号	按键秒数（按单键备份按钮复制数据）
所有 NAS 型号	0.5 秒

#### 透过前方 USB 端口执行单键备份功能

NAS 支持透过自动备份按钮直接由前方的 USB 端口将数据从外接储存装置复制数据至 NAS，或将 NAS 的数据备份至外接储存装置。要使用此功能，请依照以下步骤：

1. 确认已安装硬盘至 NAS。预设数据夹 Qusb 或 Usb 已建立。
2. 开启 NAS。
3. 在“系统工具” > “USB 单键备份”页面设定备份的模式。
4. 连接 USB 外接储存装置至 NAS 前方的 USB 埠。
5. 按 NAS 自动备份按钮一下。系统将根据您在 NAS 上的设定备份资料。

**注意：**本功能采用增量备份，执行第一次完全备份后，系统会针对差异的档案进行备份。

## 第4章 系统灯号及蜂鸣器说明

NAS 的 LED 灯号指示系统状态；当 NAS 开启时，您可以检查以下项目确定系统运作正常。注意检视灯号状态前，您必须在 NAS 上正确安装好硬盘、接上电源及连接至网络。

LED	颜色	LED 状态	说明
系统状态	红/绿	绿灯/红灯每 0.5 秒交错闪烁	<ol style="list-style-type: none"> <li>1. 硬盘格式化中</li> <li>2. 系统初始化中</li> <li>3. 韧体更新中</li> <li>4. RAID 组态重建中</li> <li>5. RAID 容量扩充 (Online RAID Capacity Expansion) 进行中</li> <li>6. RAID 组态迁移 (Online RAID Level Migration) 进行中</li> </ol>
		红灯常亮	<ol style="list-style-type: none"> <li>1. 硬盘异常</li> <li>2. 硬盘群组容量已满</li> <li>3. 硬盘群组容量将满</li> <li>4. 系统风扇异常 (TS-119 不提供智能型风扇)</li> <li>5. 硬盘读写错误</li> <li>6. 硬盘坏轨</li> <li>7. RAID degraded mode (降阶模式)，即 RAID 5 或 RAID 6 组态有 2 颗硬盘损毁，系统数据仍能被读取</li> <li>8. 硬件自我检查错误</li> </ol>
		红灯每 0.5 秒闪烁	Degraded mode (RAID 1、RAID 5、RAID 6 降阶模式)
		绿灯每 0.5 秒闪烁	<ol style="list-style-type: none"> <li>1. 系统开机中</li> <li>2. 系统未设定</li> <li>3. 硬盘未格式化</li> </ol>
		绿灯常亮	系统可使用
		关闭	所有硬盘进入待命模式
LAN	橙	常亮	LAN 已联机
		闪烁	LAN 存取中
HDD	红/绿	红灯闪烁	存取硬盘中，但发生读写错误
		红灯常亮	硬盘读写错误
		绿灯闪烁	硬盘读取中
		绿灯常亮	硬盘可被存取



USB	蓝	每 0.5 秒闪烁	<ol style="list-style-type: none"> <li>1. 系统侦测到有 USB 装置连接至前方的 USB 埠。</li> <li>2. 连接至系统前方的 USB 装置正被移除。</li> <li>3. 连接至系统前方的 USB 装置正被存取中。</li> <li>4. 正在复制系统数据至外接 USB/eSATA 装置，或正由外接 USB/eSATA 装置复制数据至系统。</li> </ol>
		常亮	<ol style="list-style-type: none"> <li>1. 系统侦测到前方 USB 端口有连接 USB 装置（USB 装置已挂载至系统）。</li> <li>2. 系统已完成复制数据至前方的 USB 装置，或已完成由前方 USB 装置复制数据至系统。</li> </ol>
		关闭	系统没有侦测到任何的 USB 装置
eSATA*	橙	闪烁	资料存取中
		关闭	系统没有侦测到任何 eSATA 装置

\* TS-210、TS-219、TS-439U-RP/SP、TS-809 Pro、TS-809U-RP、TS-212 不提供 eSATA 接头。

**警示蜂鸣器：适用于所有 NAS 型号**

警示蜂鸣器可于“系统工具” > “硬件设定”页面关闭。

哔叫声	次数	说明
短哔 (0.5 秒)	1	1. 系统开启中 2. (透过软件) 关闭系统中 3. 系统重设 4. 韧体已更新
短哔 (0.5 秒)	3	备份数据至外接硬盘时，数据无法复制
短哔 (0.5 秒)，长哔 (1.5 秒)	3 (每 5 分钟)	系统风扇异常 (TS-119 不提供智能型风扇)
长哔 (1.5 秒)	2	1. 硬盘群组容量快满 2. 硬盘群组容量已满 3. 硬盘降阶模式 4. 硬盘开始重建
	1	1. 硬件关闭系统 2. 系统可使用

## 第5章 热抽换硬盘

QNAP NAS支持各大硬盘品牌之 2.5 吋/3.5 吋 SATA硬盘，有关支持硬盘信息，请至威联通网站查询：<http://www.qnap.com/>。



### 注意：

- 威联通不负任何情况、原因下错误安装或使用硬盘所导致的产品损坏与不正常运作下的数据损失。
- 若您要安装之硬盘从未被安装至 NAS，硬盘将会自动被格式化，硬盘上的数据会被清除。

系统型号	支持 3.5 吋 SATA 硬盘	支持 2.5 吋 SATA 硬盘	支持 SSD 固 态硬盘	支持硬盘热 抽换 (RAID 1 或以上磁盘 组态)
TS-110、TS-119、TS-210、 TS-112	是	否	否	否
TS-119P+	是	是	是	否
TS-219、TS-212	是	否	否	是
TS-219P+、TS-419P+、 TS-219P、TS-239 Pro、 TS-239 Pro II、TS-259 Pro、 TS-410、TS-410U、TS-419P、 TS-419U、TS-419U+、 TS-439 Pro、TS-439 Pro II、 TS-239 Pro II+、 TS-439 Pro II+、 TS-439U-RP/SP、TS-459 Pro、 TS-459U-RP/SP、 TS-459U-RP/SP+、 TS-509 Pro、TS-559 Pro、 TS-639 Pro、TS-659 Pro、 TS-809 Pro、TS-809U-RP、 TS-859 Pro、TS-859U-RP、 TS-259 Pro+、TS-459 Pro+、 TS-559 Pro+、TS-659 Pro+	是	是	是	是

TS-859 Pro+、TS-859U-RP+、 TS-412				
SS-439 Pro、SS-839 Pro	否	是	是	是

NAS 支持热抽换 RAID 1 组态内一颗失效硬盘或 RAID 5/RAID 6 组态内一至两颗失效硬盘。

请依照以下说明热抽换 RAID 磁盘组态中失效的硬盘：

1. 登入 NAS，于“硬盘管理”页面检查硬盘群组的状态。
2. 硬盘群组的状态应为“降阶模式”。
3. 准备一颗新的硬盘，硬盘的容量应该与原来的硬盘容量相同或大于原来的硬盘。
4. 将 NAS 的失效硬盘拔出。等待 20 秒或直至 NAS 发出两次哔声。
5. 将失效硬盘从硬盘抽取盒上移除。
6. 安装新的硬盘至硬盘抽取盒，然后安装至 NAS。
7. 系统会发出两次哔声(每次约 1.5 秒)。
8. 在管理页面再次检查硬盘群组状态，状态应为“重建中”。



**警告：** 为避免触电，强烈建议您在更换硬盘前，先关闭系统。

## 第6章 RAID回复

QNAP NAS 支持独家 RAID 复原技术，若 NAS 设定为 RAID 5（或 RAID 6）磁盘阵列，并有 2 颗（或 3 颗）硬盘意外地被移除，您可以将被移除的硬盘插回原来的硬盘插槽，然后在页面按“RECOVER”，磁盘阵列的状态将由“未启动”回复至“降级模式”。

如硬盘群组设定为 RAID 0 或 JBOD，并有一颗或以上硬盘意外地被移除，您可以使用此功能将磁盘组态由“未启动”回复至“正常”。

磁盘组态	支援 RAID 回复	允许被移除的最大硬盘数目
单独硬盘	否	—
JBOD	是	1 颗或以上
RAID 0	是	1 颗或以上
RAID 5	是	2 颗或以上
RAID 6	是	3 颗或以上

如硬盘群组状态为“未启动”，您可以将原来的硬盘安装至 NAS 上原来的硬盘插槽，然后在“磁盘管理”>“硬盘管理”页面按“RECOVER”，请等候约 60 秒，之后便可以重新存取您的数据。

### 注意：

- ✓ 将 RAID 5 或 RAID 6 磁盘群组从“未启动”回复至降阶模式后，您可以正常读写数据，磁盘群组在数据同步后，将回复至正常状态。
- ✓ 如被移除的硬盘已损毁，复原功能将无法使用。

	一般 RAID 5	QNAP RAID 5	一般 RAID 6	QNAP RAID 6
降阶模式	N-1	N-1	N-1 & N-2	N-1 & N-2
只读保护（供实时数据备份或硬盘更换）	N/A	N-1，在数组其余硬盘成员中发现有损坏扇区 (bad blocks)	N/A	N-2，在数组其余硬盘成员中发现有损坏扇区 (bad blocks)
RAID 回复 (RAID 状态：未启动)	N/A	重新安装原有硬盘至 NAS 上，硬盘可以运转、可被辨认及存取，硬盘的 Superblock 没有损坏。	N/A	重新安装原有硬盘至 NAS 上，硬盘可以运转、可被辨认及存取，硬盘的 Superblock 没有损坏。
RAID 损毁	N-2	N-2，其余硬盘成员无法运转、被辨认及存取。	N-3	N-3，其余硬盘成员无法运转、被辨认及存取。

N = 磁盘阵列中的硬盘数目。

## 第7章 使用LCD面板

\*此功能只适用于 TS-419P、TS-419P+、TS-439 Pro、TS-439 Pro II、TS-439 Pro II+、TS-459 Pro、TS-509 Pro、TS-559 Pro、TS-639 Pro、TS-659 Pro、SS-839 Pro、TS-859 Pro、TS-809 Pro、TS-809U-RP、TS-859U-RP、TS-459 Pro+、TS-559 Pro+、TS-659 Pro+、TS-859 Pro+、TS-859U-RP+。

NAS 提供方便的 LCD 面板，让您设定硬盘组态及检视系统信息。

系统开始时，会显示服务器名称及IP地址：

N	A	S	5	F	4	D	E	3							
1	6	9	.	2	5	4	.	1	0	0	.	1	0	0	

第一次安装时，LCD面板会显示侦测到的硬盘数目及IP地址，您可以选择视硬盘数目设定硬盘组态。

硬盘数目	预设硬盘组态	可供选择的硬盘组态*
1	Single (单独硬盘)	Single
2	RAID 1	Single -> JBOD ->RAID 0 -> RAID 1
3	RAID 5	Single -> JBOD -> RAID 0 -> RAID 5
4 或以上	RAID 5	Single ->JBOD -> RAID 0 -> RAID 5 -> RAID 6

\*按 ‘Select’ 按钮选择要设定的项目，按 ‘Enter’ 按钮确定。

例如，您的NAS已安装五颗硬盘，LCD面板会显示：

C	o	n	f	i	g	.		D	i	s	k	s	?		
→	R	A	I	D	5										

按‘Select’按钮浏览其它选项，如RAID 6。按‘Enter’按钮选择所需设定的组态，按‘Select’按钮选择‘Yes’。

C	h	o	o	s	e		R	A	I	D	5	?			
→	Y	e	s			N	o								

执行RAID 1、RAID 5或RAID 6设定时，系统会格式化硬盘、建立RAID磁盘阵列、格式化RAID磁盘阵列，然后将磁盘组态挂载至NAS，您可以在LCD面板检视进度，当进度达100%时，您可以存取磁盘组态(如建立共享资料夹或上载档案至NAS)。系统在完成以上步骤后，会执行RAID数据同步，您可以在“磁盘管理”>“硬盘管理”页面检视进度，同步速度约30–60 MB/s（视硬盘型号、系统资源使用状况等而定），数据同步执行时，您仍可存取磁盘。

**注意：**如RAID磁盘组态的其中一颗硬盘于同步时被移除或失效，RAID磁盘组态会进入降阶模式(degraded mode)，装置的数据仍可被读取，若您更换新的硬盘至装置，系统便会开始重组磁盘组态。您可以在“硬盘管理”页面检视硬盘组态的状态。



若您要增加硬盘群组的安全性，请于 <Encrypt Volume?> 设定选择 ‘Yes’（系统预设的密钥密码为admin，若需要变更密钥密码，请透过使用者管理页面“装置设定”>“硬盘/硬盘群组”网页进行修改。

E	n	c	r	y	p	t		V	o	l	u	m	e	?	
→	Y	e	s			N	o								

设定完成后，面板会显示系统名称及IP地址，如NAS无法设定硬盘组态，将显示以下讯息。

C	r	e	a	t	i	n	g	.	.	.					
R	A	I	D	5		F	a	i	l	e	d				

\* TS-110、TS-119、TS-210、TS-219、TS-219P、TS-410、TS-419P、TS-410U、TS-419U、TS-119P+、TS-219P+、TS-419P+、TS-112、TS-212、TS-412不支持此功能。

**注意：**数据加密功能因部份国家或地区之相关法例限制而不提供。

## 使用LCD面板检视系统信息

当NAS的LCD面板显示系统名称及IP地址时，您可以按‘Enter’按钮进入Main Menu（主选单）。Main Menu提供以下选项：

1. TCP/IP
2. Physical disk
3. Volume
4. System
5. Shut down
6. Reboot
7. Password
8. Back

### 1. TCP/IP

在TCP/IP，您可以检视以下项目：

- LAN IP Address
- LAN Subnet Mask
- LAN Gateway
- LAN PRI. DNS
- LAN SEC. DNS
- Enter Network Settings
  - ✓ Network Settings - DHCP
  - ✓ Network Settings - Static IP\*
  - ✓ Network Settings - BACK
- Back to Main Menu

\* 在‘Network Settings - Static IP’，您可以设定 LAN 1 及 LAN 2 的 IP 地址、子网掩码、通讯闸以及 DNS。

## 2. Physical disk

在Physical disk，您可以检视以下信息：

- Disk Info
- Back to Main Menu

硬盘信息包括硬盘的温度及容量。

D	i	s	k	:	1		T	e	m	p	:	5	0	°	C
S	i	z	e	:		2	3	2		G	B				

## 3. Volume

此选项显示NAS的硬盘组态，第一行显示硬盘组态及容量，第二行显示组态的硬盘成员。

R	A	I	D	5						7	5	0	G	B
D	r	i	v	e		1	2	3	4					

如有多于一个硬盘群组，按‘Select’检视相关信息。以下为RAID 5硬盘群组的讯息说明。

LCD面板讯息	硬盘组态
RAID5+S	RAID5+spare
RAID5 (D)	RAID 5 degraded mode
RAID 5 (B)	RAID 5 rebuilding
RAID 5 (S)	RAID 5 re-synchronizing
RAID 5 (U)	RAID 5 unmounted
RAID 5 (X)	RAID 5 non-activated

## 4. System

此选项显示系统温度及风扇转速。

C	P	U		T	e	m	p	:		5	0	°	C		
S	y	s		T	e	m	p	:		5	5	°	C		

S	y	s		F	a	n	:	8	6	5	R	P	M		

## 5. Shut down

使用此选项关闭系统, 按 ‘Select’ 按钮选择 ‘Yes’ , 然后按 ‘Enter’ 确定。

## 6. Reboot

使用此选项重新启动系统, 按 ‘Select’ 按钮选择 ‘Yes’ , 然后按 ‘Enter’ 确定。

## 7. Password

LCD面板的预设密码为空白。使用此选项变更LCD面板密码, 按 ‘Yes’ 继续。

C	h	a	n	g	e		P	a	s	s	w	o	r	d	
					Y	e	s		→	N	o				

您可以输入最多8个数字位 (0-9) 的密码, 输入完成后, 选择 ‘OK’ , 按 ‘Enter’ 按钮, 然后再确认一次新密码。

N	e	w		P	a	s	s	w	o	r	d	:			
														0	K

## 8. Back

选择此项目回到主目录 (Main Menu) 。

系统讯息

当系统发生错误或异常状况时，LCD面板会显示系统讯息，按 ‘Enter’ 按钮检视讯息内容，再按一下 ‘Enter’ 可检视下一个讯息。

S	y	s	t	e	m		E	r	r	o	r	!			
P	l	s	.		C	h	e	c	k		L	o	g	s	

系统讯息	说明
Sys. Fan Failed	系统风扇异常
Sys. Overheat	系统过热
HDD Overheat	硬盘过热
CPU Overheat	CPU过热
Network Lost	在Failover或Load balancing模式下，LAN 1及LAN 2网络联机中。
LAN1 Lost	LAN 1网络联机中
LAN2 Lost	LAN 2网络联机中
HDD Failure	硬盘异常
Vol1 Full	硬盘群组容量已满
HDD Ejected	硬盘被拔出
Vol1 Degraded	硬盘群组进入degraded mode(降阶模式)
Vol1 Unmounted	硬盘群组unmounted
Vol1 Nonactivate	硬盘群组未启动

## 第8章 安装电源供应器

以下说明只适用于机架式 NAS 型号。


### ✓ 1U Turbo NAS

要安装额外的电源供应器至 1U Turbo NAS，请参考以下说明：

1. 关闭 NAS 电源。
2. 如图示移除螺丝及隔板。



3. 插入电源供应器并推至末端。



4. 锁紧螺丝。



5. 开启 NAS。

**注意：**要更换失效的电源供应器，请先关闭 NAS，然后拔出失效的电源供应器，再重复以上步骤 3-5 安装新的电源供应器。



**警告：**当 NAS 的备援电源功能启动时，NAS 支持在不关机的情况下热抽换备援电源供应器，但为免引致触电之危险，强烈建议您先关闭 NAS 电源，再更换电源供应器。

如您使用单颗电源供应器之 NAS 型号 (SP)，您可以安装一颗额外的电源供应器，将 NAS 升级为备援电源型号 (RP)。

#### ✓ 2U Turbo NAS

要更换 2U Turbo NAS 上的失效电源供应器，请参考以下说明：

1. 关闭 NAS 电源。
2. 以逆时针方向松开失效的电源供应器旁的螺丝。



3. 拔出失效的电源供应器。



4. 插入新的电源供应器并推至末端。



5. 以顺时针方向将电源供应器旁的螺丝锁紧。



6. 开启 NAS。



### 于管理页面启动备援电源警告：

如您的 NAS 配备两组电源供应器，并已连接至电源插头，两颗电源供应器会同时供电（适用于 1U 及 2U 型号）。您可以登入 NAS 管理页面，进入“系统管理” > “硬件设定”启动“备援电源供应模式”，当系统的电源供应器发生错误，如被拔除或失效，NAS 会发出声响，并在“系统纪录”页面记录错误讯息。

如您的 NAS 只安装一组电源供应器，建议您不要启动此功能。

\*此功能预设为关闭。

## Hardware

### Hardware

- ☒ Enable configuration reset switch
- ☒ Enable hard disk standby mode (if no access within  Status LED will be off)
- ☒ Enable light signal alert when the free size of disk is less than the value:  MB
- ☒ Enable alarm buzzer (beep sound for error and warning alert)
- ☒ Enable Redundant Power Supply Mode

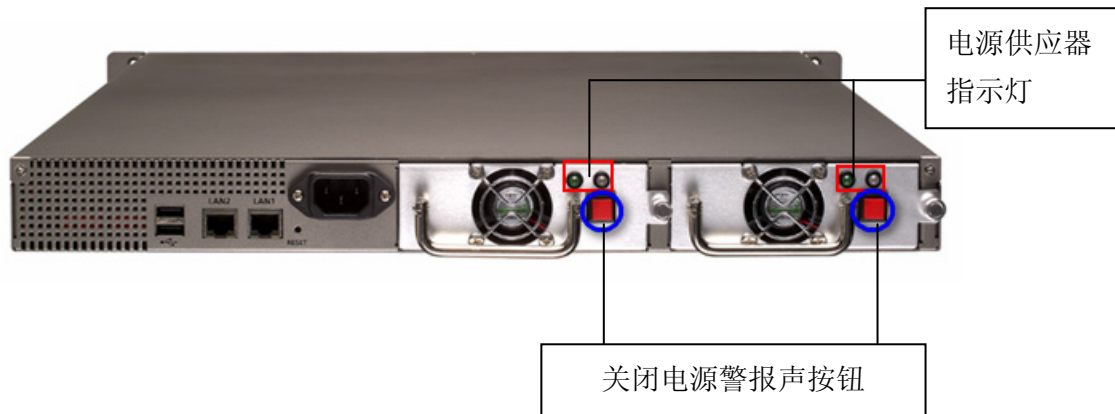
以下内容只适用于 1U NAS 型号。

(1) 电源供应器指示灯：

- ✓ 绿色电源指示灯(左方)：表示电源供应器运作正常。
- ✓ 红色电源指示灯(右方)：表示电源供应器发生错误。


(2) 关闭电源警报声按钮：

当系统侦测到电源供应器发生错误时，系统会发出警报声通知管理人员，您可以按此按钮关闭警报声。



**警告：触电危险**

系统背板之接头(如下图红框所示)内藏高电压，切勿触摸此部份，以免触电。



## 技术支持

威联通提供贴心的在线支持及实时通客户服务，联络方式如下：

在线支持： <http://www.qnap.com/>

MSN: q.support@hotmail.com

Skype: qnapskype

论坛： <http://forum.qnap.com>

### 美国及加拿大地区技术支持

Email: [q\\_supportus@qnap.com](mailto:q_supportus@qnap.com)

电话： 909-595-2819 ext. 185

地址： 166 University Parkway, Pomona CA 9176

服务时间： 08:00 - 17:00 (GMT- 08:00 Pacific Time, 星期一至星期五)

## GNU GENERAL PUBLIC LICENSE

Version 3, 29 June 2007

Copyright © 2007 Free Software Foundation, Inc. <<http://fsf.org/>>

Everyone is permitted to copy and distribute verbatim copies of this license document, but changing it is not allowed.

### Preamble

The GNU General Public License is a free, copyleft license for software and other kinds of works.

The licenses for most software and other practical works are designed to take away your freedom to share and change the works. By contrast, the GNU General Public License is intended to guarantee your freedom to share and change all versions of a program—to make sure it remains free software for all its users. We, the Free Software Foundation, use the GNU General Public License for most of our software; it applies also to any other work released this way by its authors. You can apply it to your programs, too.

When we speak of free software, we are referring to freedom, not price. Our General Public Licenses are designed to make sure that you have the freedom to distribute copies of free software (and charge for them if you wish), that you receive source code or can get it if you want it, that you can change the software or use pieces of it in new free programs, and that you know you can do these things.

To protect your rights, we need to prevent others from denying you these rights or asking you to surrender the rights. Therefore, you have certain responsibilities if you distribute copies of the software, or if you modify it: responsibilities to respect the freedom of others.

For example, if you distribute copies of such a program, whether gratis or for a fee, you must pass on to the recipients the same freedoms that you received. You must make sure that they, too, receive or can get the source code. And you must show them these terms so they know their rights.

Developers that use the GNU GPL protect your rights with two steps: (1) assert copyright

on the software, and (2) offer you this License giving you legal permission to copy, distribute and/or modify it.

For the developers' and authors' protection, the GPL clearly explains that there is no warranty for this free software. For both users' and authors' sake, the GPL requires that modified versions be marked as changed, so that their problems will not be attributed erroneously to authors of previous versions.

Some devices are designed to deny users access to install or run modified versions of the software inside them, although the manufacturer can do so. This is fundamentally incompatible with the aim of protecting users' freedom to change the software. The systematic pattern of such abuse occurs in the area of products for individuals to use, which is precisely where it is most unacceptable. Therefore, we have designed this version of the GPL to prohibit the practice for those products. If such problems arise substantially in other domains, we stand ready to extend this provision to those domains in future versions of the GPL, as needed to protect the freedom of users.

Finally, every program is threatened constantly by software patents. States should not allow patents to restrict development and use of software on general-purpose computers, but in those that do, we wish to avoid the special danger that patents applied to a free program could make it effectively proprietary. To prevent this, the GPL assures that patents cannot be used to render the program non-free.

The precise terms and conditions for copying, distribution and modification follow.

## TERMS AND CONDITIONS

### 0. Definitions.

“This License” refers to version 3 of the GNU General Public License.

“Copyright” also means copyright-like laws that apply to other kinds of works, such as semiconductor masks.

“The Program” refers to any copyrightable work licensed under this License. Each licensee is addressed as “you”. “Licensees” and “recipients” may be individuals or organizations.

To “modify” a work means to copy from or adapt all or part of the work in a fashion requiring copyright permission, other than the making of an exact copy. The resulting

work is called a “modified version” of the earlier work or a work “based on” the earlier work.

A “covered work” means either the unmodified Program or a work based on the Program.

To “propagate” a work means to do anything with it that, without permission, would make you directly or secondarily liable for infringement under applicable copyright law, except executing it on a computer or modifying a private copy. Propagation includes copying, distribution (with or without modification), making available to the public, and in some countries other activities as well.

To “convey” a work means any kind of propagation that enables other parties to make or receive copies. Mere interaction with a user through a computer network, with no transfer of a copy, is not conveying.

An interactive user interface displays “Appropriate Legal Notices” to the extent that it includes a convenient and prominently visible feature that (1) displays an appropriate copyright notice, and (2) tells the user that there is no warranty for the work (except to the extent that warranties are provided), that licensees may convey the work under this License, and how to view a copy of this License. If the interface presents a list of user commands or options, such as a menu, a prominent item in the list meets this criterion.

#### 1. Source Code.

The “source code” for a work means the preferred form of the work for making modifications to it. “Object code” means any non-source form of a work.

A “Standard Interface” means an interface that either is an official standard defined by a recognized standards body, or, in the case of interfaces specified for a particular programming language, one that is widely used among developers working in that language.

The “System Libraries” of an executable work include anything, other than the work as a whole, that (a) is included in the normal form of packaging a Major Component, but which is not part of that Major Component, and (b) serves only to enable use of the work with that Major Component, or to implement a Standard Interface for which an implementation is available to the public in source code form. A “Major Component”, in this context, means a major essential component (kernel, window system, and so on) of the specific operating system (if any) on which the executable work runs, or a compiler

used to produce the work, or an object code interpreter used to run it.

The “Corresponding Source” for a work in object code form means all the source code needed to generate, install, and (for an executable work) run the object code and to modify the work, including scripts to control those activities. However, it does not include the work’s System Libraries, or general-purpose tools or generally available free programs which are used unmodified in performing those activities but which are not part of the work. For example, Corresponding Source includes interface definition files associated with source files for the work, and the source code for shared libraries and dynamically linked subprograms that the work is specifically designed to require, such as by intimate data communication or control flow between those subprograms and other parts of the work.

The Corresponding Source need not include anything that users can regenerate automatically from other parts of the Corresponding Source.

The Corresponding Source for a work in source code form is that same work.

## 2. Basic Permissions.

All rights granted under this License are granted for the term of copyright on the Program, and are irrevocable provided the stated conditions are met. This License explicitly affirms your unlimited permission to run the unmodified Program. The output from running a covered work is covered by this License only if the output, given its content, constitutes a covered work. This License acknowledges your rights of fair use or other equivalent, as provided by copyright law.

You may make, run and propagate covered works that you do not convey, without conditions so long as your license otherwise remains in force. You may convey covered works to others for the sole purpose of having them make modifications exclusively for you, or provide you with facilities for running those works, provided that you comply with the terms of this License in conveying all material for which you do not control copyright. Those thus making or running the covered works for you must do so exclusively on your behalf, under your direction and control, on terms that prohibit them from making any copies of your copyrighted material outside their relationship with you.

Conveying under any other circumstances is permitted solely under the conditions stated below. Sublicensing is not allowed; section 10 makes it unnecessary.

### 3. Protecting Users' Legal Rights From Anti-Circumvention Law.

No covered work shall be deemed part of an effective technological measure under any applicable law fulfilling obligations under article 11 of the WIPO copyright treaty adopted on 20 December 1996, or similar laws prohibiting or restricting circumvention of such measures.

When you convey a covered work, you waive any legal power to forbid circumvention of technological measures to the extent such circumvention is effected by exercising rights under this License with respect to the covered work, and you disclaim any intention to limit operation or modification of the work as a means of enforcing, against the work's users, your or third parties' legal rights to forbid circumvention of technological measures.

### 4. Conveying Verbatim Copies.

You may convey verbatim copies of the Program's source code as you receive it, in any medium, provided that you conspicuously and appropriately publish on each copy an appropriate copyright notice; keep intact all notices stating that this License and any non-permissive terms added in accord with section 7 apply to the code; keep intact all notices of the absence of any warranty; and give all recipients a copy of this License along with the Program.

You may charge any price or no price for each copy that you convey, and you may offer support or warranty protection for a fee.

### 5. Conveying Modified Source Versions.

You may convey a work based on the Program, or the modifications to produce it from the Program, in the form of source code under the terms of section 4, provided that you also meet all of these conditions:

- a) The work must carry prominent notices stating that you modified it, and giving a relevant date.
- b) The work must carry prominent notices stating that it is released under this License and any conditions added under section 7. This requirement modifies the requirement in section 4 to "keep intact all notices".
- c) You must license the entire work, as a whole, under this License to anyone who comes into possession of a copy. This License will therefore apply, along with any applicable section 7 additional terms, to the whole of the work, and all its parts, regardless of how they are packaged. This License gives no permission to license the work in any other



way, but it does not invalidate such permission if you have separately received it.  
d) If the work has interactive user interfaces, each must display Appropriate Legal Notices; however, if the Program has interactive interfaces that do not display Appropriate Legal Notices, your work need not make them do so.

A compilation of a covered work with other separate and independent works, which are not by their nature extensions of the covered work, and which are not combined with it such as to form a larger program, in or on a volume of a storage or distribution medium, is called an “aggregate” if the compilation and its resulting copyright are not used to limit the access or legal rights of the compilation’s users beyond what the individual works permit. Inclusion of a covered work in an aggregate does not cause this License to apply to the other parts of the aggregate.

#### 6. Conveying Non-Source Forms.

You may convey a covered work in object code form under the terms of sections 4 and 5, provided that you also convey the machine-readable Corresponding Source under the terms of this License, in one of these ways:

- a) Convey the object code in, or embodied in, a physical product (including a physical distribution medium), accompanied by the Corresponding Source fixed on a durable physical medium customarily used for software interchange.
- b) Convey the object code in, or embodied in, a physical product (including a physical distribution medium), accompanied by a written offer, valid for at least three years and valid for as long as you offer spare parts or customer support for that product model, to give anyone who possesses the object code either (1) a copy of the Corresponding Source for all the software in the product that is covered by this License, on a durable physical medium customarily used for software interchange, for a price no more than your reasonable cost of physically performing this conveying of source, or (2) access to copy the Corresponding Source from a network server at no charge.
- c) Convey individual copies of the object code with a copy of the written offer to provide the Corresponding Source. This alternative is allowed only occasionally and noncommercially, and only if you received the object code with such an offer, in accord with subsection 6b.
- d) Convey the object code by offering access from a designated place (gratis or for a charge), and offer equivalent access to the Corresponding Source in the same way through the same place at no further charge. You need not require recipients to copy the Corresponding Source along with the object code. If the place to copy the object code is a network server, the Corresponding Source may be on a different server (operated by you or a third party) that supports equivalent copying facilities, provided you

maintain clear directions next to the object code saying where to find the Corresponding Source. Regardless of what server hosts the Corresponding Source, you remain obligated to ensure that it is available for as long as needed to satisfy these requirements.

e) Convey the object code using peer-to-peer transmission, provided you inform other peers where the object code and Corresponding Source of the work are being offered to the general public at no charge under subsection 6d.

A separable portion of the object code, whose source code is excluded from the Corresponding Source as a System Library, need not be included in conveying the object code work.

A “User Product” is either (1) a “consumer product”, which means any tangible personal property which is normally used for personal, family, or household purposes, or (2) anything designed or sold for incorporation into a dwelling. In determining whether a product is a consumer product, doubtful cases shall be resolved in favor of coverage. For a particular product received by a particular user, “normally used” refers to a typical or common use of that class of product, regardless of the status of the particular user or of the way in which the particular user actually uses, or expects or is expected to use, the product. A product is a consumer product regardless of whether the product has substantial commercial, industrial or non-consumer uses, unless such uses represent the only significant mode of use of the product.

“Installation Information” for a User Product means any methods, procedures, authorization keys, or other information required to install and execute modified versions of a covered work in that User Product from a modified version of its Corresponding Source. The information must suffice to ensure that the continued functioning of the modified object code is in no case prevented or interfered with solely because modification has been made.

If you convey an object code work under this section in, or with, or specifically for use in, a User Product, and the conveying occurs as part of a transaction in which the right of possession and use of the User Product is transferred to the recipient in perpetuity or for a fixed term (regardless of how the transaction is characterized), the Corresponding Source conveyed under this section must be accompanied by the Installation Information. But this requirement does not apply if neither you nor any third party retains the ability to install modified object code on the User Product (for example, the work has been installed in ROM).

The requirement to provide Installation Information does not include a requirement to

continue to provide support service, warranty, or updates for a work that has been modified or installed by the recipient, or for the User Product in which it has been modified or installed. Access to a network may be denied when the modification itself materially and adversely affects the operation of the network or violates the rules and protocols for communication across the network.

Corresponding Source conveyed, and Installation Information provided, in accord with this section must be in a format that is publicly documented (and with an implementation available to the public in source code form), and must require no special password or key for unpacking, reading or copying.

#### 7. Additional Terms.

“Additional permissions” are terms that supplement the terms of this License by making exceptions from one or more of its conditions. Additional permissions that are applicable to the entire Program shall be treated as though they were included in this License, to the extent that they are valid under applicable law. If additional permissions apply only to part of the Program, that part may be used separately under those permissions, but the entire Program remains governed by this License without regard to the additional permissions.

When you convey a copy of a covered work, you may at your option remove any additional permissions from that copy, or from any part of it. (Additional permissions may be written to require their own removal in certain cases when you modify the work.) You may place additional permissions on material, added by you to a covered work, for which you have or can give appropriate copyright permission.

Notwithstanding any other provision of this License, for material you add to a covered work, you may (if authorized by the copyright holders of that material) supplement the terms of this License with terms:

- a) Disclaiming warranty or limiting liability differently from the terms of sections 15 and 16 of this License; or
- b) Requiring preservation of specified reasonable legal notices or author attributions in that material or in the Appropriate Legal Notices displayed by works containing it; or
- c) Prohibiting misrepresentation of the origin of that material, or requiring that modified versions of such material be marked in reasonable ways as different from the original version; or

- d) Limiting the use for publicity purposes of names of licensors or authors of the material; or
- e) Declining to grant rights under trademark law for use of some trade names, trademarks, or service marks; or
- f) Requiring indemnification of licensors and authors of that material by anyone who conveys the material (or modified versions of it) with contractual assumptions of liability to the recipient, for any liability that these contractual assumptions directly impose on those licensors and authors.

All other non-permissive additional terms are considered “further restrictions” within the meaning of section 10. If the Program as you received it, or any part of it, contains a notice stating that it is governed by this License along with a term that is a further restriction, you may remove that term. If a license document contains a further restriction but permits relicensing or conveying under this License, you may add to a covered work material governed by the terms of that license document, provided that the further restriction does not survive such relicensing or conveying.

If you add terms to a covered work in accord with this section, you must place, in the relevant source files, a statement of the additional terms that apply to those files, or a notice indicating where to find the applicable terms.

Additional terms, permissive or non-permissive, may be stated in the form of a separately written license, or stated as exceptions; the above requirements apply either way.

## 8. Termination.

You may not propagate or modify a covered work except as expressly provided under this License. Any attempt otherwise to propagate or modify it is void, and will automatically terminate your rights under this License (including any patent licenses granted under the third paragraph of section 11).

However, if you cease all violation of this License, then your license from a particular copyright holder is reinstated (a) provisionally, unless and until the copyright holder explicitly and finally terminates your license, and (b) permanently, if the copyright holder fails to notify you of the violation by some reasonable means prior to 60 days after the cessation.

Moreover, your license from a particular copyright holder is reinstated permanently if the copyright holder notifies you of the violation by some reasonable means, this is the first time you have received notice of violation of this License (for any work) from

that copyright holder, and you cure the violation prior to 30 days after your receipt of the notice.

Termination of your rights under this section does not terminate the licenses of parties who have received copies or rights from you under this License. If your rights have been terminated and not permanently reinstated, you do not qualify to receive new licenses for the same material under section 10.

#### 9. Acceptance Not Required for Having Copies.

You are not required to accept this License in order to receive or run a copy of the Program. Ancillary propagation of a covered work occurring solely as a consequence of using peer-to-peer transmission to receive a copy likewise does not require acceptance. However, nothing other than this License grants you permission to propagate or modify any covered work. These actions infringe copyright if you do not accept this License. Therefore, by modifying or propagating a covered work, you indicate your acceptance of this License to do so.

#### 10. Automatic Licensing of Downstream Recipients.

Each time you convey a covered work, the recipient automatically receives a license from the original licensors, to run, modify and propagate that work, subject to this License. You are not responsible for enforcing compliance by third parties with this License.

An “entity transaction” is a transaction transferring control of an organization, or substantially all assets of one, or subdividing an organization, or merging organizations. If propagation of a covered work results from an entity transaction, each party to that transaction who receives a copy of the work also receives whatever licenses to the work the party’s predecessor in interest had or could give under the previous paragraph, plus a right to possession of the Corresponding Source of the work from the predecessor in interest, if the predecessor has it or can get it with reasonable efforts.

You may not impose any further restrictions on the exercise of the rights granted or affirmed under this License. For example, you may not impose a license fee, royalty, or other charge for exercise of rights granted under this License, and you may not initiate litigation (including a cross-claim or counterclaim in a lawsuit) alleging that any patent claim is infringed by making, using, selling, offering for sale, or importing the Program or any portion of it.

#### 11. Patents.

A “contributor” is a copyright holder who authorizes use under this License of the Program or a work on which the Program is based. The work thus licensed is called the contributor’s “contributor version”.

A contributor’s “essential patent claims” are all patent claims owned or controlled by the contributor, whether already acquired or hereafter acquired, that would be infringed by some manner, permitted by this License, of making, using, or selling its contributor version, but do not include claims that would be infringed only as a consequence of further modification of the contributor version. For purposes of this definition, “control” includes the right to grant patent sublicenses in a manner consistent with the requirements of this License.

Each contributor grants you a non-exclusive, worldwide, royalty-free patent license under the contributor’s essential patent claims, to make, use, sell, offer for sale, import and otherwise run, modify and propagate the contents of its contributor version.

In the following three paragraphs, a “patent license” is any express agreement or commitment, however denominated, not to enforce a patent (such as an express permission to practice a patent or covenant not to sue for patent infringement). To “grant” such a patent license to a party means to make such an agreement or commitment not to enforce a patent against the party.

If you convey a covered work, knowingly relying on a patent license, and the Corresponding Source of the work is not available for anyone to copy, free of charge and under the terms of this License, through a publicly available network server or other readily accessible means, then you must either (1) cause the Corresponding Source to be so available, or (2) arrange to deprive yourself of the benefit of the patent license for this particular work, or (3) arrange, in a manner consistent with the requirements of this License, to extend the patent license to downstream recipients. “Knowingly relying” means you have actual knowledge that, but for the patent license, your conveying the covered work in a country, or your recipient’s use of the covered work in a country, would infringe one or more identifiable patents in that country that you have reason to believe are valid.

If, pursuant to or in connection with a single transaction or arrangement, you convey, or propagate by procuring conveyance of, a covered work, and grant a patent license to some of the parties receiving the covered work authorizing them to use, propagate, modify or convey a specific copy of the covered work, then the patent license you grant is

automatically extended to all recipients of the covered work and works based on it.

A patent license is “discriminatory” if it does not include within the scope of its coverage, prohibits the exercise of, or is conditioned on the non-exercise of one or more of the rights that are specifically granted under this License. You may not convey a covered work if you are a party to an arrangement with a third party that is in the business of distributing software, under which you make payment to the third party based on the extent of your activity of conveying the work, and under which the third party grants, to any of the parties who would receive the covered work from you, a discriminatory patent license (a) in connection with copies of the covered work conveyed by you (or copies made from those copies), or (b) primarily for and in connection with specific products or compilations that contain the covered work, unless you entered into that arrangement, or that patent license was granted, prior to 28 March 2007.

Nothing in this License shall be construed as excluding or limiting any implied license or other defenses to infringement that may otherwise be available to you under applicable patent law.

#### 12. No Surrender of Others’ Freedom.

If conditions are imposed on you (whether by court order, agreement or otherwise) that contradict the conditions of this License, they do not excuse you from the conditions of this License. If you cannot convey a covered work so as to satisfy simultaneously your obligations under this License and any other pertinent obligations, then as a consequence you may not convey it at all. For example, if you agree to terms that obligate you to collect a royalty for further conveying from those to whom you convey the Program, the only way you could satisfy both those terms and this License would be to refrain entirely from conveying the Program.

#### 13. Use with the GNU Affero General Public License.

Notwithstanding any other provision of this License, you have permission to link or combine any covered work with a work licensed under version 3 of the GNU Affero General Public License into a single combined work, and to convey the resulting work. The terms of this License will continue to apply to the part which is the covered work, but the special requirements of the GNU Affero General Public License, section 13, concerning interaction through a network will apply to the combination as such.

#### 14. Revised Versions of this License.

The Free Software Foundation may publish revised and/or new versions of the GNU General

Public License from time to time. Such new versions will be similar in spirit to the present version, but may differ in detail to address new problems or concerns.

Each version is given a distinguishing version number. If the Program specifies that a certain numbered version of the GNU General Public License “or any later version” applies to it, you have the option of following the terms and conditions either of that numbered version or of any later version published by the Free Software Foundation. If the Program does not specify a version number of the GNU General Public License, you may choose any version ever published by the Free Software Foundation.

If the Program specifies that a proxy can decide which future versions of the GNU General Public License can be used, that proxy’s public statement of acceptance of a version permanently authorizes you to choose that version for the Program.

Later license versions may give you additional or different permissions. However, no additional obligations are imposed on any author or copyright holder as a result of your choosing to follow a later version.

#### 15. Disclaimer of Warranty.

THERE IS NO WARRANTY FOR THE PROGRAM, TO THE EXTENT PERMITTED BY APPLICABLE LAW. EXCEPT WHEN OTHERWISE STATED IN WRITING THE COPYRIGHT HOLDERS AND/OR OTHER PARTIES PROVIDE THE PROGRAM “AS IS” WITHOUT WARRANTY OF ANY KIND, EITHER EXPRESSED OR IMPLIED, INCLUDING, BUT NOT LIMITED TO, THE IMPLIED WARRANTIES OF MERCHANTABILITY AND FITNESS FOR A PARTICULAR PURPOSE. THE ENTIRE RISK AS TO THE QUALITY AND PERFORMANCE OF THE PROGRAM IS WITH YOU. SHOULD THE PROGRAM PROVE DEFECTIVE, YOU ASSUME THE COST OF ALL NECESSARY SERVICING, REPAIR OR CORRECTION.

#### 16. Limitation of Liability.

IN NO EVENT UNLESS REQUIRED BY APPLICABLE LAW OR AGREED TO IN WRITING WILL ANY COPYRIGHT HOLDER, OR ANY OTHER PARTY WHO MODIFIES AND/OR CONVEYS THE PROGRAM AS PERMITTED ABOVE, BE LIABLE TO YOU FOR DAMAGES, INCLUDING ANY GENERAL, SPECIAL, INCIDENTAL OR CONSEQUENTIAL DAMAGES ARISING OUT OF THE USE OR INABILITY TO USE THE PROGRAM (INCLUDING BUT NOT LIMITED TO LOSS OF DATA OR DATA BEING RENDERED INACCURATE OR LOSSES SUSTAINED BY YOU OR THIRD PARTIES OR A FAILURE OF THE PROGRAM TO OPERATE WITH ANY OTHER PROGRAMS), EVEN IF SUCH HOLDER OR OTHER PARTY HAS BEEN ADVISED OF THE POSSIBILITY OF SUCH DAMAGES.

#### 17. Interpretation of Sections 15 and 16.

If the disclaimer of warranty and limitation of liability provided above cannot be given



local legal effect according to their terms, reviewing courts shall apply local law that most closely approximates an absolute waiver of all civil liability in connection with the Program, unless a warranty or assumption of liability accompanies a copy of the Program in return for a fee.

END OF TERMS AND CONDITIONS