



QNAP Turbo NAS

硬體使用手冊

© 2010 QNAP Systems, Inc. 著作權所有，並保留一切權利。

感謝您購買威聯通產品。此使用手冊提供 Turbo NAS 的硬體說明及相關功能介紹，請仔細閱讀並依照本手冊使用產品功能。

本使用手冊適用於下列 Turbo NAS 型號：

TS-110、TS-210、TS-410、TS-410U、TS-119、TS-219P、TS-419P、TS-419U、
TS-239 Pro、SS-439 Pro、TS-439 Pro、TS-439U-RP/SP、TS-239 Pro II、
TS-439 Pro II、TS-639 Pro、SS-839 Pro、TS-509 Pro、TS-809 Pro、
TS-809U-RP、TS-259 Pro、TS-459 Pro、TS-459U-RP/SP、TS-559 Pro、
TS-659 Pro、TS-859 Pro、TS-859U-RP、TS-259 Pro+、TS-459 Pro+、
TS-559 Pro+、TS-659 Pro+、TS-119P+、TS-219P+、TS-419P+、TS-419U+、
TS-239 Pro II+、TS-439 Pro II+、TS-459U-RP/SP+、TS-859 Pro+、
TS-859U-RP+、TS-112、TS-212、TS-412。

注意：

- Turbo NAS 以下簡稱為 NAS。
- 本手冊包含威聯通 Turbo NAS 系列網路儲存伺服器的使用說明，部份功能僅適用於特定型號，您所購買的型號可能不支援這些功能。
- 本公司保留變更產品規格的權利，如有變更，恕不另行通知。
- 本文件中的資訊如有變更，恕不另行通知。
- 未經威聯通科技股份有限公司書面許可，任何人不得以任何形式或任何方式對本手冊內容的任何部分進行完全或部分複製、翻印或傳輸。
- 威聯通、QNAP 及其商標為威聯通科技股份有限公司 (QNAP Systems, Inc.) 所有。所有其他在本文提及的商標、註冊商標，商品名稱均為其相關持有人所有。

有限保證責任

威聯通保證所有出廠的網路儲存伺服器皆通過嚴格而完整的測試，在一般的使用情況下，都可以正常運作。在保固期限內及正常使用的狀況下，如發生系統故障，威聯通將負責維修。除此之外，威聯通不保證負責所有因為本產品而造成的資料遺失、毀損、或營業上及執行業務的損失。在任何情況下，威聯通所負擔的賠償責任，不超過本產品的售價。

請務必定期備份硬碟中的資料，以避免任何意外、人為操作疏失或硬碟故障所造成的資料毀損。威聯通不負責任何資料遺失或復原。

注意：

1. 請務必定期備份硬碟中的資料，以避免任何意外、人為操作疏失或硬碟故障所造成的資料毀損。威聯通不負責任何資料遺失或復原。
2. 如要把 NAS 或任何包裝內零件退回或維修，請確定貨品妥善包裝以確保運送無誤。若貨品運送期間因不妥善包裝造成任何損壞，威聯通一概不予負責。



本產品已通過測試並符合 FCC 規則第 15 部分 B 級數位裝置之限制。此等限制旨在為家用裝置提供免於有害干擾之合理保護所設計。本產品產生、使用、並可能放射無線電頻率能量，若未依據指示安裝及使用，可能對無線電通訊造成有害干擾。但特定之安裝並不保證免於發生干擾。若本產品對收音機、電視之收訊造成有害干擾(可開關設備之電源確認)，建議使用者以下列一種或多種方式改善干擾狀況：

- 重新調整或放置接收天線。
- 增加本產品與接收器之間的距離。
- 將本產品連接到與接收器不同的電源插座上。
- 如需協助，請洽詢經銷商或專業的收音機或電視技術人員。



未經製造廠商許可的變更或修改可能導致使用者喪失操作本產品的權利。

應使用遮蔽線纜以符合 FCC 規則第 15 條 B 款所載之 B 級限制。



本產品符合 CE Class B 規範。

本文使用的符號說明

 警告	此符號表示使用者必須嚴格依照說明操作，否則將會導致身體傷害甚至死亡。
 注意	此符號表示該行為可能會引致硬碟資料被清除，或不依照說明操作之情況下，可能會導致資料、硬碟或產品損毀。

目錄

目錄.....	6
安全須知.....	7
第 1 章 CPU 處理器及記憶體規格	8
第 2 章 電源按鈕及系統重置按鈕說明	14
第 3 章 USB 單鍵備份	15
第 4 章 系統燈號及蜂鳴器說明	16
第 5 章 熱抽換硬碟	19
第 6 章 RAID 回復	21
第 7 章 使用 LCD 面板	23
第 8 章 安裝電源供應器	30
技術支援.....	35
GNU GENERAL PUBLIC LICENSE	36

安全須知

1. 本產品的使用環境溫度應介於 0°C–40°C，相對濕度為 0%–95%。請確保其放置場所通風良好。
2. 與本產品連接的線路和裝置必須能提供本產品正常的電量(100W, 90–264V)，以確保其運作正常。
3. 切勿將本產品放置於直接受陽光曝曬或靠近化學藥劑的場所。請確保其所在環境維持穩定的溫度與濕度。
4. 清潔時本產品，先將電源插頭及所有線路拔下，再以乾布擦拭即可。切勿使用任何化學藥劑或噴霧式清潔劑清潔本產品。
5. 為確保機器正常運作，以及避免機器過熱，切勿將任何物品或重物放置於本產品上。
6. 安裝硬碟時，請務必使用平頭螺絲將硬碟固定在硬碟抽取盒上，以確保其運作正常。
7. 切勿使本產品靠近水源。
8. 切勿將本產品放置在不平穩的桌子或檯面上，以避免因本產品滑落而損壞。
9. 使用本產品時，請留意當地的電壓指示。若您無法確定，請洽詢經銷商或當地電力公司。
10. 切勿放置任何物品於本產品的電源線上。
11. 切勿自行維修本產品。不當的拆裝，可能導致觸電或其他不良後果。若有任何維修問題，請洽詢當地經銷商。
12. 機架式系統只適用於機房，並應由授權之系統管理員管理及維護。機房必須上鎖，並只允許授權人員進入。
13. TS-809U 配備兩個電源供應器，為避免電擊危險，操作時需要加倍小心，只有當這兩個電源供應器完全斷電時才可以安全操作(進行維修)。



警告：

如錯誤更換電池，可能會有導致爆炸的危險。更換電池時，請務必更換同類型之電池，或更換製造商建議的類型。請依照當地廢棄物管理辦法規定，處理使用過之電池組。

切勿觸摸系統內之風扇，以避免嚴重性傷害。

第1章 CPU處理器及記憶體規格



注意：變更威聯通產品的硬體、軟體或韌體，將導致您的產品保固完全失效。威聯通不負責任何因改機導致的任何形式的產品毀損或資料流失。使用者需自行負責因變更 Turbo NAS 硬件、更改系統韌體或安裝未授權的第三者應用程式而導致任何可能的資料損失或系統不穩定等問題。

系統型號	TS-110	TS-210	TS-410	TS-410U
CPU 處理器	Marvell 800MHz	Marvell 800MHz	Marvell 800MHz	Marvell 800MHz
記憶體	256MB DDRII	256MB DDRII	256MB DDRII	512MB DDRII
Flash 快閃記憶	16MB	16MB	16MB	16MB
可否更換 CPU	否	否	否	否
可否更換記憶體	否	否	否	否
SODIMM 插槽數目	0	0	0	0
硬碟插槽數目	1	2	4	4

系統型號	TS-112	TS-212	TS-412
CPU 處理器	Marvell 1.2GHz	Marvell 1.2GHz	Marvell 1.2GHz
記憶體	256MB DDRII	256MB DDRII	256MB DDRII
Flash 快閃記憶	16MB	16MB	16MB
可否更換 CPU	否	否	否
可否更換記憶體	否	否	否
SODIMM 插槽數目	0	0	0
硬碟插槽數目	1	2	4

系統型號	TS-119	TS-219P	TS-419P/TS-419U
CPU 處理器	Marvell 1.2GHz	Marvell 1.2GHz	Marvell 1.2GHz
記憶體	512MB DDRII	512MB DDRII	512MB DDRII
Flash 快閃記憶	16MB	16MB	16MB
可否更換 CPU	否	否	否
可否更換記憶體	否	否	否
SODIMM 插槽數目	0	0	0
硬碟插槽數目	1	2	4

系統型號	TS-119P+	TS-219P+	TS-419P+/TS-419U+
CPU 處理器	Marvell 1.6GHz	Marvell 1.6GHz	Marvell 1.6GHz
記憶體	512MB DDRIII	512MB DDRIII	512MB DDRIII
Flash 快閃記憶	16MB	16MB	16MB
可否更換 CPU	否	否	否
可否更換記憶體	否	否	否
SODIMM 插槽數目	0	0	0
硬碟插槽數目	1	2	4

系統型號	TS-239 Pro	SS-439 Pro/ TS-439 Pro/ TS-439U-RP/ TS-439U-SP	TS-239 Pro II	TS-439 Pro II
CPU 處理器	Intel Atom 處理器(1.6GHz)	Intel Atom 處理器(1.6GHz)	Intel Atom 處理器(1.66GHz)	Intel Atom 處理器(1.66GHz)
記憶體	1GB DDRII	1GB DDRII	1GB DDRII	1GB DDRII
Flash 快閃記憶	128MB (IDE DOM)	128MB (IDE DOM)	512MB (USB DOM)	512MB (USB DOM)
可否更換 CPU	否	否	否	否
可否更換記憶體	<ul style="list-style-type: none"> 支援 DDRII 667 DRAM 可升級至最高 2GB 	<ul style="list-style-type: none"> 支援 DDRII 667 DRAM 可升級至最高 2GB 	支援 DDRII 667 DRAM	支援 DDRII 667 DRAM
SODIMM 插槽數目	1	1	1	1
硬碟插槽數目	2	4	2	4

系統型號	TS-239 Pro II+	TS-439 Pro II+
CPU 處理器	Intel Atom處理器 (1.8GHz)	Intel Atom處理器 (1.8GHz)
記憶體	1GB RAM	1GB RAM
Flash 快閃記憶	512MB (USB DOM)	512MB (USB DOM)
可否更換 CPU	否	否
可否更換記憶體	可	可
SODIMM 插槽數目	1	1
硬碟插槽數目	2	4

系統型號	TS-639 Pro	SS-839 Pro
CPU 處理器	Intel Atom 處理器 (1.6GHz)	Intel Atom 處理器 (1.6GHz)
記憶體	1GB DDRII	2GB DDRII
Flash 快閃記憶	128MB (IDE DOM)	128MB (IDE DOM)
可否更換 CPU	否	否
可否更換記憶體	<ul style="list-style-type: none"> • 支援 DDRII 667 DRAM • 可升級至最高 2GB 	<ul style="list-style-type: none"> • 支援 DDRII 667 DRAM • 可升級至最高 2GB
SODIMM 插槽數目	1	1
硬碟插槽數目	6	8

系統型號	TS-509 Pro	TS-809 Pro/ TS-809U-RP
CPU 處理器	Intel Celeron 處理器 (1.6GHz)	Intel Core 2 Duo 處理器 (2.8GHz)
記憶體	1GB DDRII	2GB DDRII
Flash 快閃記憶	128MB (IDE DOM)	128MB (IDE DOM)
可否更換 CPU	可	可
可否更換記憶體	<ul style="list-style-type: none"> • 支援 DDRII 667 DRAM • 可升級至最高 4GB 	<ul style="list-style-type: none"> • 支援 DDRII 667 DRAM • 可升級至最高 4GB
SODIMM 插槽數目	2	2
硬碟插槽數目	5	8

系統型號	TS-259 Pro	TS-459 Pro	TS-459U-RP/SP
CPU 處理器	Dual core Intel Atom 處理器 (1.66GHz)	Dual core Intel Atom 處理器 (1.66GHz)	Dual core Intel Atom 處理器 (1.66GHz)
記憶體	1GB DDRII	1GB DDRII	1GB DDRII
Flash 快閃記憶	512MB (USB DOM)	512MB (USB DOM)	512MB (USB DOM)
可否更換 CPU	否	否	否
可否更換記憶體	支援 DDRII 667 DRAM	支援 DDRII 667 DRAM	支援 DDRII 667 DRAM
SODIMM 插槽數目	1	1	1
硬碟插槽數目	2	4	4

系統型號	TS-559 Pro	TS-659 Pro	TS-859 Pro	TS-859U-RP
CPU 處理器	Dual core Intel Atom 處理器 (1.66GHz)	Dual core Intel Atom 處理器 (1.66GHz)	Dual core Intel Atom 處理器 (1.66GHz)	Dual core Intel Atom 處理器 (1.66GHz)
記憶體	1GB DDRII	1GB DDRII	1GB DDRII	1GB DDRII
Flash 快閃記憶	512MB (USB DOM)	512MB (USB DOM)	512MB (USB DOM)	512MB (USB DOM)
可否更換 CPU	否	否	否	否
可否更換記憶體	支援 DDRII 667 DRAM	支援 DDRII 667 DRAM	支援 DDRII 667 DRAM	支援 DDRII 667 DRAM
SODIMM 插槽數目	1	1	1	1
硬碟插槽數目	5	6	8	8

系統型號	TS-259 Pro+	TS-459 Pro+	TS-459U-RP/SP+
CPU 處理器	Dual core Intel Atom 處理器 (1.8GHz)	Dual core Intel Atom 處理器 (1.8GHz)	Dual core Intel Atom 處理器 (1.8GHz)
記憶體	1GB RAM	1GB RAM	1GB RAM
Flash 快閃記憶	512MB (USB DOM)	512MB (USB DOM)	512MB (USB DOM)
可否更換 CPU	否	否	否
可否更換記憶體	可	可	可
SODIMM 插槽數目	1	1	1
硬碟插槽數目	2	4	4

系統型號	TS-559 Pro+	TS-659 Pro+	TS-859 Pro+	TS-859U-RP+
CPU 處理器	Dual core Intel Atom 處理器 (1.8GHz)	Dual core Intel Atom 處理器 (1.8GHz)	Dual core Intel Atom 處理器 (1.8GHz)	Dual core Intel Atom 處理器 (1.8GHz)
記憶體	1GB RAM	1GB RAM	1GB RAM	1GB RAM
Flash 快閃記憶	512MB (USB DOM)	512MB (USB DOM)	512MB (USB DOM)	512MB (USB DOM)
可否更換 CPU	否	否	否	否
可否更換記憶體	可	可	可	可
SODIMM 插槽數目	1	1	1	1
硬碟插槽數目	5	6	8	8

第2章 電源按鈕及系統重置按鈕說明

- ✓ 電源按鈕：按此按鈕開啟或關閉系統。

系統型號	開啟系統	硬體關機	強制關機
所有型號	按一下	按 1.5 秒	按 5 秒

- ✓ 重置按鈕：按此按鈕重設系統至預設值。

系統型號	系統基本重設(嗶一聲)	系統進階重設(嗶兩聲)
所有型號	按 3 秒	按 10 秒

系統基本重設(按重設鍵 3 秒)

持續按系統重置按鈕 3 秒，系統會嗶一聲。以下設定將回復至預設值：

- 系統管理員密碼：admin
- TCP/IP 設定：使用動態 IP 位址
- TCP/IP 設定：關閉 Jumbo Frame
- TCP/IP 設定：若有啟用 Port Trunking (適用於支援雙 LAN 型號)，系統將回復設定為 Active Backup(網路容錯)模式。
- 系統通訊埠：8080
- 安全等級：接受所有連線
- LCD 面板密碼：空白*

*此功能只適用於 TS-419P、TS-419P+、TS-439 Pro、TS-439 Pro II、TS-439 Pro II+、TS-459 Pro、TS-509 Pro、TS-559 Pro、TS-639 Pro、TS-659 Pro、SS-839 Pro、TS-859 Pro、TS-809 Pro、TS-809U-RP、TS-859U-RP、TS-459 Pro+、TS-559 Pro+、TS-659 Pro+、TS-859 Pro+、TS-859U-RP+。

系統進階重設(按重設鍵 10 秒)

持續按系統重置按鈕 10 秒，系統會在第 3 秒及第 10 秒發出嗶聲，然後照系統網頁重設設定，所有資料將會保存，但系統設定如使用者帳號、使用者群組、網路資料夾將全部被清除，如要存取舊資料，可以照原來路徑建立資料夾便可。

第3章 USB單鍵備份

系統型號	按鍵秒數（按單鍵備份按鈕複製資料）
所有 NAS 型號	0.5 秒

透過前方 USB 埠執行單鍵備份功能

NAS 支援透過自動備份按鈕直接由前方的 USB 埠將資料從外接儲存裝置複製資料至 NAS，或將 NAS 的資料備份至外接儲存裝置。要使用此功能，請依照以下步驟：

1. 確認已安裝硬碟至 NAS。預設資料夾 Qusb 或 Usb 已建立。
2. 開啟 NAS。
3. 在「系統工具」>「USB 單鍵備份」頁面設定備份的模式。
4. 連接 USB 外接儲存裝置至 NAS 前方的 USB 埠。
5. 按 NAS 自動備份按鈕一下。系統將根據您在 NAS 上的設定備份資料。

注意：本功能採用增量備份，執行第一次完全備份後，系統會針對差異的檔案進行備份。

第4章 系統燈號及蜂鳴器說明

NAS 的 LED 燈號指示系統狀態；當 NAS 開啟時，您可以檢查以下項目確定系統運作正常。注意檢視燈號狀態前，您必須在 NAS 上正確安裝好硬碟、接上電源及連接至網路。

LED	顏色	LED 狀態	說明
系統狀態	紅/綠	綠燈/紅燈每 0.5 秒交錯閃爍	<ol style="list-style-type: none"> 1. 硬碟格式化中 2. 系統初始化中 3. 韌體更新中 4. RAID 組態重建中 5. RAID 容量擴充(Online RAID Capacity Expansion)進行中 6. RAID 組態遷移(Online RAID Level Migration)進行中
		紅燈常亮	<ol style="list-style-type: none"> 1. 硬碟異常 2. 硬碟群組容量已滿 3. 硬碟群組容量將滿 4. 系統風扇異常 (TS-119 不提供智慧型風扇) 5. 硬碟讀寫錯誤 6. 硬碟壞軌 7. RAID degraded mode(降階模式)，即 RAID 5 或 RAID 6 組態有 2 顆硬碟損毀，系統資料仍能被讀取 8. 硬體自我檢查錯誤
		紅燈每 0.5 秒閃爍	Degraded mode(RAID 1、RAID 5、RAID 6 降階模式)
		綠燈每 0.5 秒閃爍	<ol style="list-style-type: none"> 1. 系統開機中 2. 系統未設定 3. 硬碟未格式化
		綠燈常亮	系統可使用
		關閉	所有硬碟進入待命模式
LAN	橙	常亮	LAN 已連線
		閃爍	LAN 存取中
HDD	紅/綠	紅燈閃爍	存取硬碟中，但發生讀寫錯誤
		紅燈常亮	硬碟讀寫錯誤
		綠燈閃爍	硬碟讀取中
		綠燈常亮	硬碟可被存取

USB	藍	每 0.5 秒閃爍	<ol style="list-style-type: none"> 1. 系統偵測到有 USB 裝置連接至前方的 USB 埠。 2. 連接至系統前方的 USB 裝置正被移除。 3. 連接至系統前方的 USB 裝置正被存取中。 4. 正在複製系統資料至外接 USB/eSATA 裝置，或正由外接 USB/eSATA 裝置複製資料至系統。
		常亮	<ol style="list-style-type: none"> 1. 系統偵測到前方 USB 埠有連接 USB 裝置 (USB 裝置已掛載至系統)。 2. 系統已完成複製資料至前方的 USB 裝置，或已完成由前方 USB 裝置複製資料至系統。
		關閉	系統沒有偵測到任何的 USB 裝置
eSATA*	橙	閃爍	資料存取中
		關閉	系統沒有偵測到任何 eSATA 裝置

* TS-210、TS-219、TS-439U-RP/SP、TS-809 Pro、TS-809U-RP、TS-212 不提供 eSATA 接頭。

警示蜂鳴器：適用於所有 NAS 型號

警示蜂鳴器可於「系統工具」 > 「硬體設定」頁面關閉。

嗶叫聲	次數	說明
短嗶 (0.5 秒)	1	1. 系統開啟中 2. (透過軟體)關閉系統中 3. 系統重設 4. 韌體已更新
短嗶 (0.5 秒)	3	備份資料至外接硬碟時，資料無法複製
短嗶 (0.5 秒)，長嗶 (1.5 秒)	3 (每 5 分鐘)	系統風扇異常(TS-119 不提供智慧型風扇)
長嗶 (1.5 秒)	2	1. 硬碟群組容量快滿 2. 硬碟群組容量已滿 3. 硬碟降階模式 4. 硬碟開始重建
	1	1. 硬體關閉系統 2. 系統可使用

第5章 熱抽換硬碟

QNAP NAS支援各大硬碟品牌之 2.5 吋/3.5 吋 SATA硬碟，有關支援硬碟資訊，請至威聯通網站查詢：<http://www.qnap.com/>。



注意：

- 威聯通不負責任何情況、原因下錯誤安裝或使用硬碟所導致的產品損壞與不正常運作下的資料損失。
- 若您要安裝之硬碟從未被安裝至 NAS，硬碟將會自動被格式化，硬碟上的資料會被清除。

系統型號	支援 3.5 吋 SATA 硬碟	支援 2.5 吋 SATA 硬碟	支援 SSD 固 態硬碟	支援硬碟熱抽 換 (RAID 1 或以上磁碟組 態)
TS-110、TS-119、TS-210、 TS-112	是	否	否	否
TS-119P+	是	是	是	否
TS-219、TS-212	是	否	否	是
TS-219P+、TS-419P+、 TS-219P、TS-239 Pro、 TS-239 Pro II、TS-259 Pro、 TS-410、TS-410U、 TS-419P、TS-419U、 TS-419U+、TS-439 Pro、 TS-439 Pro II、 TS-239 Pro II+、 TS-439 Pro II+、 TS-439U-RP/SP、TS-459 Pro、TS-459U-RP/SP、 TS-459U-RP/SP+、 TS-509 Pro、TS-559 Pro、 TS-639 Pro、TS-659 Pro、 TS-809 Pro、TS-809U-RP、 TS-859 Pro、TS-859U-RP、 TS-259 Pro+、	是	是	是	是

TS-459 Pro+ 、 TS-559 Pro+ 、 TS-659 Pro+ 、 TS-859 Pro+ 、 TS-859U-RP+ 、TS-412				
SS-439 Pro 、SS-839 Pro	否	是	是	是

NAS 支援熱抽換 RAID 1 組態內一顆失效硬碟或 RAID 5/RAID 6 組態內一至兩顆失效硬碟。請依照以下說明熱抽換 RAID 磁碟組態中失效的硬碟：

1. 登入 NAS，於「硬碟管理」頁面檢查硬碟群組的狀態。
2. 硬碟群組的狀態應為「降階模式」。
3. 準備一顆新的硬碟，硬碟的容量應該與原來的硬碟容量相同或大於原來的硬碟。
4. 將 NAS 的失效硬碟拔出。等待 20 秒或直至 NAS 發出兩次嗶聲。
5. 將失效硬碟從硬碟抽取盒上移除。
6. 安裝新的硬碟至硬碟抽取盒，然後安裝至 NAS。
7. 系統會發出兩次嗶聲(每次約 1.5 秒)。
8. 在管理頁面再次檢查硬碟群組狀態，狀態應為「重建中」。



警告：為避免觸電，強烈建議您在更換硬碟前，先關閉系統。

第6章 RAID回復

QNAP NAS 支援獨家 RAID 復原技術，若 NAS 設定為 RAID 5 (或 RAID 6)磁碟陣列，並有 2 顆(或 3 顆)硬碟意外地被移除，您可以將被移除的硬碟插回原來的硬碟插槽，然後在頁面按“RECOVER”，磁碟陣列的狀態將由「未啟動」回復至「降級模式」。

如硬碟群組設定為 RAID 0 或 JBOD，並有一顆或以上硬碟意外地被移除，您可以使用此功能將磁碟組態由「未啟動」回復至「正常」。

磁碟組態	支援 RAID 回復	允許被移除的最大硬碟數目
單獨硬碟	否	-
JBOD	是	1 顆或以上
RAID 0	是	1 顆或以上
RAID 5	是	2 顆或以上
RAID 6	是	3 顆或以上

如硬碟群組狀態為「未啟動」，您可以將原來的硬碟安裝至 NAS 上原來的硬碟插槽，然後在「磁碟管理」>「硬碟管理」頁面按“RECOVER”，請等候約 60 秒，之後便可以重新存取您的資料。

注意：

- ✓ 將 RAID 5 或 RAID 6 磁碟群組從「未啟動」回復至降階模式後，您可以正常讀寫資料，磁碟群組在資料同步後，將回復至正常狀態。
- ✓ 如被移除的硬碟已損毀，復原功能將無法使用。

	一般 RAID 5	QNAP RAID 5	一般 RAID 6	QNAP RAID 6
降階模式	N-1	N-1	N-1 & N-2	N-1 & N-2
唯讀保護 (供即時資料備份或硬碟更換)	N/A	N-1, 在陣列其餘硬碟成員中發現有損壞磁區(bad blocks)	N/A	N-2, 在陣列其餘硬碟成員中發現有損壞磁區(bad blocks)
RAID 回復 (RAID 狀態: 未啟動)	N/A	重新安裝原有硬碟至 NAS 上, 硬碟可以運轉、可被辨認及存取, 硬碟的 Superblock 沒有損壞。	N/A	重新安裝原有硬碟至 NAS 上, 硬碟可以運轉、可被辨認及存取, 硬碟的 Superblock 沒有損壞。
RAID 損毀	N-2	N-2, 其餘硬碟成員無法運轉、被辨認及存取。	N-3	N-3, 其餘硬碟成員無法運轉、被辨認及存取。

N = 磁碟陣列中的硬碟數目。

第7章 使用LCD面板

*此功能只適用於 TS-419P、TS-419P+、TS-439 Pro、TS-439 Pro II、TS-439 Pro II+、TS-459 Pro、TS-509 Pro、TS-559 Pro、TS-639 Pro、TS-659 Pro、SS-839 Pro、TS-859 Pro、TS-809 Pro、TS-809U-RP、TS-859U-RP、TS-459 Pro+、TS-559 Pro+、TS-659 Pro+、TS-859 Pro+、TS-859U-RP+。

NAS 提供方便的 LCD 面板，讓您設定硬碟組態及檢視系統資訊。

系統開始時，會顯示伺服器名稱及IP位址：

N	A	S	5	F	4	D	E	3							
1	6	9	.	2	5	4	.	1	0	0	.	1	0	0	

第一次安裝時，LCD面板會顯示偵測到的硬碟數目及IP位址，您可以選擇視硬碟數目設定硬碟組態。

硬碟數目	預設硬碟組態	可供選擇的硬碟組態*
1	Single (單獨硬碟)	Single
2	RAID 1	Single -> JBOD -> RAID 0 -> RAID 1
3	RAID 5	Single -> JBOD -> RAID 0 -> RAID 5
4 或以上	RAID 5	Single -> JBOD -> RAID 0 -> RAID 5 -> RAID 6

*按'Select'按鈕選擇要設定的項目，按'Enter'按鈕確定。

例如，您的NAS已安裝五顆硬碟，LCD面板會顯示：

C	o	n	f	i	g	.		D	i	s	k	s	?		
→	R	A	I	D	5										

按'Select'按鈕瀏覽其他選項，如RAID 6。按'Enter'按鈕選擇所需設定的組態，按'Select'按鈕選擇'Yes'。

C	h	o	o	s	e		R	A	I	D	5	?			
→	Y	e	s			N	o								

執行RAID 1、RAID 5或RAID 6設定時，系統會格式化硬碟、建立RAID磁碟陣列、格式化RAID磁碟陣列，然後將磁碟組態掛載至NAS，您可以在LCD面板檢視進度，當進度達100%時，您可以存取磁碟組態(如建立共用資料夾或上載檔案至NAS)。系統在完成以上步驟後，會執行RAID資料同步，您可以在「磁碟管理」>「硬碟管理」頁面檢視進度，同步速度約30-60 MB/s (視硬碟型號、系統資源使用狀況等而定)，資料同步執行時，您仍可存取磁碟。

注意：如RAID磁碟組態的其中一顆硬碟於同步時被移除或失效，RAID磁碟組態會進入降階模式(degraded mode)，裝置的資料仍可被讀取，若您更換新的硬碟至裝置，系統便會開始重組磁碟組態。您可以在「硬碟管理」頁面檢視硬碟組態的狀態。

若您要增加硬碟群組的安全性，請於 <Encrypt Volume?> 設定選擇'Yes'(系統預設的密鑰密碼為admin，若需要變更密鑰密碼，請透過使用者管理頁面「裝置設定」>「硬碟/硬碟群組」網頁進行修改。

E	n	c	r	y	p	t		V	o	l	u	m	e	?	
→	Y	e	s			N	o								

設定完成後，面板會顯示系統名稱及IP位址，如NAS無法設定硬碟組態，將顯示以下訊息。

C	r	e	a	t	i	n	g	.	.	.					
R	A	I	D	5		F	a	i	l	e	d				

* TS-110、TS-119、TS-210、TS-219、TS-219P、TS-410、TS-419P、TS-410U、TS-419U、TS-119P+、TS-219P+、TS-419P+、TS-112、TS-212、TS-412不支援此功能。

注意： 資料加密功能因部份國家或地區之相關法例限制而不提供。

使用LCD面板檢視系統資訊

當NAS的LCD面板顯示系統名稱及IP位址時，您可以按`Enter`按鈕進入Main Menu (主選單)。Main Menu提供以下選項：

1. TCP/IP
2. Physical disk
3. Volume
4. System
5. Shut down
6. Reboot
7. Password
8. Back

1. TCP/IP

在TCP/IP，您可以檢視以下項目：

- LAN IP Address
- LAN Subnet Mask
- LAN Gateway
- LAN PRI. DNS
- LAN SEC. DNS
- Enter Network Settings
 - ✓ Network Settings – DHCP
 - ✓ Network Settings – Static IP*
 - ✓ Network Settings – BACK
- Back to Main Menu

* 在`Network Settings – Static IP`，您可以設定 LAN 1 及 LAN 2 的 IP 位址、子網路遮罩、通訊閘以及 DNS。

2. Physical disk

在Physical disk，您可以檢視以下資訊：

- Disk Info
- Back to Main Menu

硬碟資訊包括硬碟的溫度及容量。

D	i	s	k	:	1		T	e	m	p	:	5	0	°	C
S	i	z	e	:		2	3	2		G	B				

3. Volume

此選項顯示NAS的硬碟組態，第一行顯示硬碟組態及容量，第二行顯示組態的硬碟成員。

R	A	I	D	5						7	5	0	G	B
D	r	i	v	e		1	2	3	4					

如有多於一個硬碟群組，按 'Select' 檢視相關資訊。以下為RAID 5硬碟群組的訊息說明。

LCD面板訊息	硬碟組態
RAID5+S	RAID5+spare
RAID5 (D)	RAID 5 degraded mode
RAID 5 (B)	RAID 5 rebuilding
RAID 5 (S)	RAID 5 re-synchronizing
RAID 5 (U)	RAID 5 unmounted
RAID 5 (X)	RAID 5 non-activated

4. System

此選項顯示系統溫度及風扇轉速。

C	P	U		T	e	m	p	:		5	0	°	C		
S	y	s		T	e	m	p	:		5	5	°	C		

S	y	s		F	a	n	:	8	6	5	R	P	M		

5. Shut down

使用此選項關閉系統，按 'Select' 按鈕選擇 'Yes'，然後按 'Enter' 確定。

6. Reboot

使用此選項重新啟動系統，按 'Select' 按鈕選擇 'Yes'，然後按 'Enter' 確定。

7. Password

LCD面板的預設密碼為空白。使用此選項變更LCD面板密碼，按 'Yes' 繼續。

C	h	a	n	g	e		P	a	s	s	w	o	r	d	
					Y	e	s	→	N	o					

您可以輸入最多8個數字位元(0-9)的密碼，輸入完成後，選擇 'OK'，按 'Enter' 按鈕，然後再確認一次新密碼。

N	e	w		P	a	s	s	w	o	r	d	:			
														O	K

8. Back

選擇此項目回到主目錄(Main Menu)。

系統訊息

當系統發生錯誤或異常狀況時，LCD面板會顯示系統訊息，按 `Enter` 按鈕檢視訊息內容，再按一下 `Enter` 可檢視下一個訊息。

S	y	s	t	e	m		E	r	r	o	r	!			
P	l	s	.		C	h	e	c	k		L	o	g	s	

系統訊息	說明
Sys. Fan Failed	系統風扇異常
Sys. Overheat	系統過熱
HDD Overheat	硬碟過熱
CPU Overheat	CPU過熱
Network Lost	在Failover或Load balancing模式下，LAN 1及LAN 2網路連線中。
LAN1 Lost	LAN 1網路連線中
LAN2 Lost	LAN 2網路連線中
HDD Failure	硬碟異常
Vol1 Full	硬碟群組容量已滿
HDD Ejected	硬碟被拔出
Vol1 Degraded	硬碟群組進入degraded mode(降階模式)
Vol1 Unmounted	硬碟群組unmounted
Vol1 Nonactivate	硬碟群組未啟動

第8章 安裝電源供應器

以下說明只適用於機架式 NAS 型號。


✓ 1U Turbo NAS

要安裝額外的電源供應器至 1U Turbo NAS，請參考以下說明：

1. 關閉 NAS 電源。
2. 如圖示移除螺絲及隔板。



3. 插入電源供應器並推至末端。



4. 鎖緊螺絲。



5. 開啟 NAS。

注意：要更換失效的電源供應器，請先關閉 NAS，然後拔出失效的電源供應器，再重複以上步驟 3-5 安裝新的電源供應器。



警告：當 NAS 的備援電源功能啟動時，NAS 支援在不關機的情況下熱抽換備援電源供應器，但為免引致觸電之危險，強烈建議您先關閉 NAS 電源，再更換電源供應器。

如您使用單顆電源供應器之 NAS 型號(SP)，您可以安裝一顆額外的電源供應器，將 NAS 升級為備援電源型號(RP)。

✓ **2U Turbo NAS**

要更換 2U Turbo NAS 上的失效電源供應器，請參考以下說明：

1. 關閉 NAS 電源。
2. 以逆時針方向鬆開失效的電源供應器旁的螺絲。



3. 拔出失效的電源供應器。



4. 插入新的電源供應器並推至末端。



5. 以順時針方向將電源供應器旁的螺絲鎖緊。



6. 開啟 NAS。

於管理頁面啟動備援電源警告：

如您的 NAS 配備兩組電源供應器，並已連接至電源插頭，兩顆電源供應器會同時供電 (適用於 1U 及 2U 型號)。您可以登入 NAS 管理頁面，進入「系統管理」 > 「硬體設定」啟動「備援電源供應模式」，當系統的電源供應器發生錯誤，如被拔除或失效，NAS 會發出聲響，並在「系統紀錄」頁面記錄錯誤訊息。

如您的 NAS 只安裝一組電源供應器，建議您不要啟動此功能。

*此功能預設為關閉。

Hardware

Hardware

- ☒ Enable configuration reset switch
- ☒ Enable hard disk standby mode (if no access within Status LED will be off)
- ☒ Enable light signal alert when the free size of disk is less than the value: MB
- ☒ Enable alarm buzzer (beep sound for error and warning alert)
- ☒ Enable Redundant Power Supply Mode

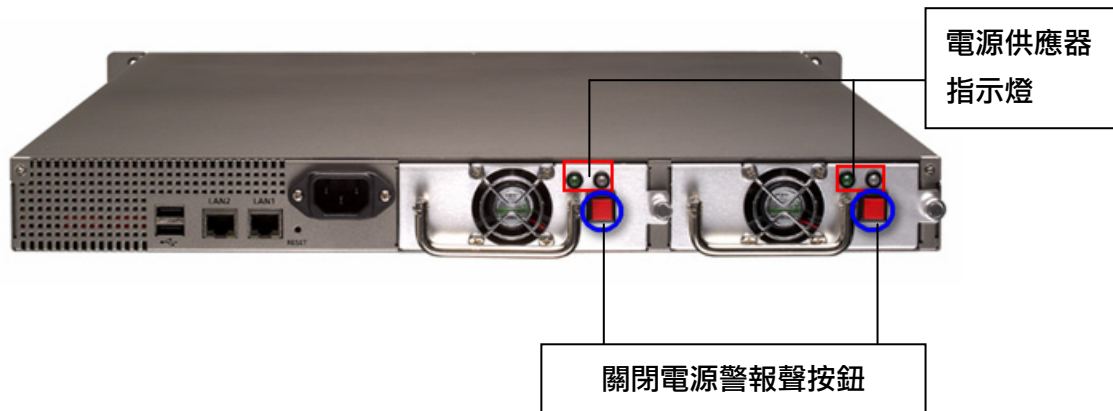
以下內容只適用於 1U NAS 型號。

(1) 電源供應器指示燈：

- ✓ 綠色電源指示燈(左方)：表示電源供應器運作正常。
- ✓ 紅色電源指示燈(右方)：表示電源供應器發生錯誤。


(2) 關閉電源警報聲按鈕：

當系統偵測到電源供應器發生錯誤時，系統會發出警報聲通知管理人員，您可以按此按鈕關閉警報聲。



警告：觸電危險

系統背板之接頭(如下圖紅框所示)內藏高電壓，切勿觸摸此部份，以免觸電。



技術支援

威聯通提供貼心的線上支援及即時通客戶服務，聯絡方式如下：

線上支援：<http://www.qnap.com/>

MSN: q.support@hotmail.com

Skype: qnapskype

論壇：<http://forum.qnap.com>

美國及加拿大地區技術支援

Email: q_supportus@qnap.com

電話：909-595-2819 ext. 185

地址：166 University Parkway, Pomona CA 9176

服務時間：08:00–17:00 (GMT- 08:00 Pacific Time, 星期一至星期五)

GNU GENERAL PUBLIC LICENSE

Version 3, 29 June 2007

Copyright © 2007 Free Software Foundation, Inc. <<http://fsf.org/>>

Everyone is permitted to copy and distribute verbatim copies of this license document, but changing it is not allowed.

Preamble

The GNU General Public License is a free, copyleft license for software and other kinds of works.

The licenses for most software and other practical works are designed to take away your freedom to share and change the works. By contrast, the GNU General Public License is intended to guarantee your freedom to share and change all versions of a program--to make sure it remains free software for all its users. We, the Free Software Foundation, use the GNU General Public License for most of our software; it applies also to any other work released this way by its authors. You can apply it to your programs, too.

When we speak of free software, we are referring to freedom, not price. Our General Public Licenses are designed to make sure that you have the freedom to distribute copies of free software (and charge for them if you wish), that you receive source code or can get it if you want it, that you can change the software or use pieces of it in new free programs, and that you know you can do these things.

To protect your rights, we need to prevent others from denying you these rights or asking you to surrender the rights. Therefore, you have certain responsibilities if you distribute copies of the software, or if you modify it: responsibilities to respect the freedom of others.

For example, if you distribute copies of such a program, whether gratis or for a fee, you must pass on to the recipients the same freedoms that you received. You must make sure that they, too, receive or can get the source code. And you must show them these terms so they know their rights.

Developers that use the GNU GPL protect your rights with two steps: (1) assert copyright on the software, and (2) offer you this License giving you legal permission to copy, distribute and/or modify it.

For the developers' and authors' protection, the GPL clearly explains that there is no warranty for this free software. For both users' and authors' sake, the GPL requires that modified versions be marked as changed, so that their problems will not be attributed erroneously to authors of previous versions.

Some devices are designed to deny users access to install or run modified versions of the software inside them, although the manufacturer can do so. This is fundamentally incompatible with the aim of protecting users' freedom to change the software. The systematic pattern of such abuse occurs in the area of products for individuals to use, which is precisely where it is most unacceptable. Therefore, we have designed this version of the GPL to prohibit the practice for those products. If such problems arise substantially in other domains, we stand ready to extend this provision to those domains in future versions of the GPL, as needed to protect the freedom of users.

Finally, every program is threatened constantly by software patents. States should not allow patents to restrict development and use of software on general-purpose computers, but in those that do, we wish to avoid the special danger that patents applied to a free program could make it effectively proprietary. To prevent this, the GPL assures that patents cannot be used to render the program non-free.

The precise terms and conditions for copying, distribution and modification follow.

TERMS AND CONDITIONS

0. Definitions.

"This License" refers to version 3 of the GNU General Public License.

"Copyright" also means copyright-like laws that apply to other kinds of works, such as semiconductor masks.

"The Program" refers to any copyrightable work licensed under this License. Each licensee is addressed as "you". "Licensees" and "recipients" may be individuals or organizations.

To “modify” a work means to copy from or adapt all or part of the work in a fashion requiring copyright permission, other than the making of an exact copy. The resulting work is called a “modified version” of the earlier work or a work “based on” the earlier work.

A “covered work” means either the unmodified Program or a work based on the Program.

To “propagate” a work means to do anything with it that, without permission, would make you directly or secondarily liable for infringement under applicable copyright law, except executing it on a computer or modifying a private copy. Propagation includes copying, distribution (with or without modification), making available to the public, and in some countries other activities as well.

To “convey” a work means any kind of propagation that enables other parties to make or receive copies. Mere interaction with a user through a computer network, with no transfer of a copy, is not conveying.

An interactive user interface displays “Appropriate Legal Notices” to the extent that it includes a convenient and prominently visible feature that (1) displays an appropriate copyright notice, and (2) tells the user that there is no warranty for the work (except to the extent that warranties are provided), that licensees may convey the work under this License, and how to view a copy of this License. If the interface presents a list of user commands or options, such as a menu, a prominent item in the list meets this criterion.

1. Source Code.

The “source code” for a work means the preferred form of the work for making modifications to it. “Object code” means any non-source form of a work.

A “Standard Interface” means an interface that either is an official standard defined by a recognized standards body, or, in the case of interfaces specified for a particular programming language, one that is widely used among developers working in that language.

The “System Libraries” of an executable work include anything, other than the work as a whole, that (a) is included in the normal form of packaging a Major Component, but which is not part of that Major Component, and (b) serves only to enable use of

the work with that Major Component, or to implement a Standard Interface for which an implementation is available to the public in source code form. A "Major Component", in this context, means a major essential component (kernel, window system, and so on) of the specific operating system (if any) on which the executable work runs, or a compiler used to produce the work, or an object code interpreter used to run it.

The "Corresponding Source" for a work in object code form means all the source code needed to generate, install, and (for an executable work) run the object code and to modify the work, including scripts to control those activities. However, it does not include the work's System Libraries, or general-purpose tools or generally available free programs which are used unmodified in performing those activities but which are not part of the work. For example, Corresponding Source includes interface definition files associated with source files for the work, and the source code for shared libraries and dynamically linked subprograms that the work is specifically designed to require, such as by intimate data communication or control flow between those subprograms and other parts of the work.

The Corresponding Source need not include anything that users can regenerate automatically from other parts of the Corresponding Source.

The Corresponding Source for a work in source code form is that same work.

2. Basic Permissions.

All rights granted under this License are granted for the term of copyright on the Program, and are irrevocable provided the stated conditions are met. This License explicitly affirms your unlimited permission to run the unmodified Program. The output from running a covered work is covered by this License only if the output, given its content, constitutes a covered work. This License acknowledges your rights of fair use or other equivalent, as provided by copyright law.

You may make, run and propagate covered works that you do not convey, without conditions so long as your license otherwise remains in force. You may convey covered works to others for the sole purpose of having them make modifications exclusively for you, or provide you with facilities for running those works, provided that you comply with the terms of this License in conveying all material for which you do not control copyright. Those thus making or running the covered works for you must do so exclusively on your behalf, under your direction and control, on

terms that prohibit them from making any copies of your copyrighted material outside their relationship with you.

Conveying under any other circumstances is permitted solely under the conditions stated below. Sublicensing is not allowed; section 10 makes it unnecessary.

3. Protecting Users' Legal Rights From Anti-Circumvention Law.

No covered work shall be deemed part of an effective technological measure under any applicable law fulfilling obligations under article 11 of the WIPO copyright treaty adopted on 20 December 1996, or similar laws prohibiting or restricting circumvention of such measures.

When you convey a covered work, you waive any legal power to forbid circumvention of technological measures to the extent such circumvention is effected by exercising rights under this License with respect to the covered work, and you disclaim any intention to limit operation or modification of the work as a means of enforcing, against the work's users, your or third parties' legal rights to forbid circumvention of technological measures.

4. Conveying Verbatim Copies.

You may convey verbatim copies of the Program's source code as you receive it, in any medium, provided that you conspicuously and appropriately publish on each copy an appropriate copyright notice; keep intact all notices stating that this License and any non-permissive terms added in accord with section 7 apply to the code; keep intact all notices of the absence of any warranty; and give all recipients a copy of this License along with the Program.

You may charge any price or no price for each copy that you convey, and you may offer support or warranty protection for a fee.

5. Conveying Modified Source Versions.

You may convey a work based on the Program, or the modifications to produce it from the Program, in the form of source code under the terms of section 4, provided that you also meet all of these conditions:

- a) The work must carry prominent notices stating that you modified it, and giving a relevant date.
- b) The work must carry prominent notices stating that it is released under this

License and any conditions added under section 7. This requirement modifies the requirement in section 4 to "keep intact all notices".

c) You must license the entire work, as a whole, under this License to anyone who comes into possession of a copy. This License will therefore apply, along with any applicable section 7 additional terms, to the whole of the work, and all its parts, regardless of how they are packaged. This License gives no permission to license the work in any other way, but it does not invalidate such permission if you have separately received it.

d) If the work has interactive user interfaces, each must display Appropriate Legal Notices; however, if the Program has interactive interfaces that do not display Appropriate Legal Notices, your work need not make them do so.

A compilation of a covered work with other separate and independent works, which are not by their nature extensions of the covered work, and which are not combined with it such as to form a larger program, in or on a volume of a storage or distribution medium, is called an "aggregate" if the compilation and its resulting copyright are not used to limit the access or legal rights of the compilation's users beyond what the individual works permit. Inclusion of a covered work in an aggregate does not cause this License to apply to the other parts of the aggregate.

6. Conveying Non-Source Forms.

You may convey a covered work in object code form under the terms of sections 4 and 5, provided that you also convey the machine-readable Corresponding Source under the terms of this License, in one of these ways:

a) Convey the object code in, or embodied in, a physical product (including a physical distribution medium), accompanied by the Corresponding Source fixed on a durable physical medium customarily used for software interchange.

b) Convey the object code in, or embodied in, a physical product (including a physical distribution medium), accompanied by a written offer, valid for at least three years and valid for as long as you offer spare parts or customer support for that product model, to give anyone who possesses the object code either (1) a copy of the Corresponding Source for all the software in the product that is covered by this License, on a durable physical medium customarily used for software interchange, for a price no more than your reasonable cost of physically performing this conveying of source, or (2) access to copy the Corresponding Source from a network server at no charge.

c) Convey individual copies of the object code with a copy of the written offer to provide the Corresponding Source. This alternative is allowed only occasionally and

noncommercially, and only if you received the object code with such an offer, in accord with subsection 6b.

d) Convey the object code by offering access from a designated place (gratis or for a charge), and offer equivalent access to the Corresponding Source in the same way through the same place at no further charge. You need not require recipients to copy the Corresponding Source along with the object code. If the place to copy the object code is a network server, the Corresponding Source may be on a different server (operated by you or a third party) that supports equivalent copying facilities, provided you maintain clear directions next to the object code saying where to find the Corresponding Source. Regardless of what server hosts the Corresponding Source, you remain obligated to ensure that it is available for as long as needed to satisfy these requirements.

e) Convey the object code using peer-to-peer transmission, provided you inform other peers where the object code and Corresponding Source of the work are being offered to the general public at no charge under subsection 6d.

A separable portion of the object code, whose source code is excluded from the Corresponding Source as a System Library, need not be included in conveying the object code work.

A “User Product” is either (1) a “consumer product”, which means any tangible personal property which is normally used for personal, family, or household purposes, or (2) anything designed or sold for incorporation into a dwelling. In determining whether a product is a consumer product, doubtful cases shall be resolved in favor of coverage. For a particular product received by a particular user, “normally used” refers to a typical or common use of that class of product, regardless of the status of the particular user or of the way in which the particular user actually uses, or expects or is expected to use, the product. A product is a consumer product regardless of whether the product has substantial commercial, industrial or non-consumer uses, unless such uses represent the only significant mode of use of the product.

“Installation Information” for a User Product means any methods, procedures, authorization keys, or other information required to install and execute modified versions of a covered work in that User Product from a modified version of its Corresponding Source. The information must suffice to ensure that the continued functioning of the modified object code is in no case prevented or interfered with solely because modification has been made.

If you convey an object code work under this section in, or with, or specifically for use in, a User Product, and the conveying occurs as part of a transaction in which the right of possession and use of the User Product is transferred to the recipient in perpetuity or for a fixed term (regardless of how the transaction is characterized), the Corresponding Source conveyed under this section must be accompanied by the Installation Information. But this requirement does not apply if neither you nor any third party retains the ability to install modified object code on the User Product (for example, the work has been installed in ROM).

The requirement to provide Installation Information does not include a requirement to continue to provide support service, warranty, or updates for a work that has been modified or installed by the recipient, or for the User Product in which it has been modified or installed. Access to a network may be denied when the modification itself materially and adversely affects the operation of the network or violates the rules and protocols for communication across the network.

Corresponding Source conveyed, and Installation Information provided, in accord with this section must be in a format that is publicly documented (and with an implementation available to the public in source code form), and must require no special password or key for unpacking, reading or copying.

7. Additional Terms.

“Additional permissions” are terms that supplement the terms of this License by making exceptions from one or more of its conditions. Additional permissions that are applicable to the entire Program shall be treated as though they were included in this License, to the extent that they are valid under applicable law. If additional permissions apply only to part of the Program, that part may be used separately under those permissions, but the entire Program remains governed by this License without regard to the additional permissions.

When you convey a copy of a covered work, you may at your option remove any additional permissions from that copy, or from any part of it. (Additional permissions may be written to require their own removal in certain cases when you modify the work.) You may place additional permissions on material, added by you to a covered work, for which you have or can give appropriate copyright permission.

Notwithstanding any other provision of this License, for material you add to a covered work, you may (if authorized by the copyright holders of that material)

supplement the terms of this License with terms:

- a) Disclaiming warranty or limiting liability differently from the terms of sections 15 and 16 of this License; or
- b) Requiring preservation of specified reasonable legal notices or author attributions in that material or in the Appropriate Legal Notices displayed by works containing it; or
- c) Prohibiting misrepresentation of the origin of that material, or requiring that modified versions of such material be marked in reasonable ways as different from the original version; or
- d) Limiting the use for publicity purposes of names of licensors or authors of the material; or
- e) Declining to grant rights under trademark law for use of some trade names, trademarks, or service marks; or
- f) Requiring indemnification of licensors and authors of that material by anyone who conveys the material (or modified versions of it) with contractual assumptions of liability to the recipient, for any liability that these contractual assumptions directly impose on those licensors and authors.

All other non-permissive additional terms are considered “further restrictions” within the meaning of section 10. If the Program as you received it, or any part of it, contains a notice stating that it is governed by this License along with a term that is a further restriction, you may remove that term. If a license document contains a further restriction but permits relicensing or conveying under this License, you may add to a covered work material governed by the terms of that license document, provided that the further restriction does not survive such relicensing or conveying.

If you add terms to a covered work in accord with this section, you must place, in the relevant source files, a statement of the additional terms that apply to those files, or a notice indicating where to find the applicable terms.

Additional terms, permissive or non-permissive, may be stated in the form of a separately written license, or stated as exceptions; the above requirements apply either way.

8. Termination.

You may not propagate or modify a covered work except as expressly provided under this License. Any attempt otherwise to propagate or modify it is void, and will automatically terminate your rights under this License (including any patent

licenses granted under the third paragraph of section 11).

However, if you cease all violation of this License, then your license from a particular copyright holder is reinstated (a) provisionally, unless and until the copyright holder explicitly and finally terminates your license, and (b) permanently, if the copyright holder fails to notify you of the violation by some reasonable means prior to 60 days after the cessation.

Moreover, your license from a particular copyright holder is reinstated permanently if the copyright holder notifies you of the violation by some reasonable means, this is the first time you have received notice of violation of this License (for any work) from that copyright holder, and you cure the violation prior to 30 days after your receipt of the notice.

Termination of your rights under this section does not terminate the licenses of parties who have received copies or rights from you under this License. If your rights have been terminated and not permanently reinstated, you do not qualify to receive new licenses for the same material under section 10.

9. Acceptance Not Required for Having Copies.

You are not required to accept this License in order to receive or run a copy of the Program. Ancillary propagation of a covered work occurring solely as a consequence of using peer-to-peer transmission to receive a copy likewise does not require acceptance. However, nothing other than this License grants you permission to propagate or modify any covered work. These actions infringe copyright if you do not accept this License. Therefore, by modifying or propagating a covered work, you indicate your acceptance of this License to do so.

10. Automatic Licensing of Downstream Recipients.

Each time you convey a covered work, the recipient automatically receives a license from the original licensors, to run, modify and propagate that work, subject to this License. You are not responsible for enforcing compliance by third parties with this License.

An “entity transaction” is a transaction transferring control of an organization, or substantially all assets of one, or subdividing an organization, or merging organizations. If propagation of a covered work results from an entity transaction, each party to that transaction who receives a copy of the work also receives

whatever licenses to the work the party's predecessor in interest had or could give under the previous paragraph, plus a right to possession of the Corresponding Source of the work from the predecessor in interest, if the predecessor has it or can get it with reasonable efforts.

You may not impose any further restrictions on the exercise of the rights granted or affirmed under this License. For example, you may not impose a license fee, royalty, or other charge for exercise of rights granted under this License, and you may not initiate litigation (including a cross-claim or counterclaim in a lawsuit) alleging that any patent claim is infringed by making, using, selling, offering for sale, or importing the Program or any portion of it.

11. Patents.

A "contributor" is a copyright holder who authorizes use under this License of the Program or a work on which the Program is based. The work thus licensed is called the contributor's "contributor version".

A contributor's "essential patent claims" are all patent claims owned or controlled by the contributor, whether already acquired or hereafter acquired, that would be infringed by some manner, permitted by this License, of making, using, or selling its contributor version, but do not include claims that would be infringed only as a consequence of further modification of the contributor version. For purposes of this definition, "control" includes the right to grant patent sublicenses in a manner consistent with the requirements of this License.

Each contributor grants you a non-exclusive, worldwide, royalty-free patent license under the contributor's essential patent claims, to make, use, sell, offer for sale, import and otherwise run, modify and propagate the contents of its contributor version.

In the following three paragraphs, a "patent license" is any express agreement or commitment, however denominated, not to enforce a patent (such as an express permission to practice a patent or covenant not to sue for patent infringement). To "grant" such a patent license to a party means to make such an agreement or commitment not to enforce a patent against the party.

If you convey a covered work, knowingly relying on a patent license, and the Corresponding Source of the work is not available for anyone to copy, free of charge

and under the terms of this License, through a publicly available network server or other readily accessible means, then you must either (1) cause the Corresponding Source to be so available, or (2) arrange to deprive yourself of the benefit of the patent license for this particular work, or (3) arrange, in a manner consistent with the requirements of this License, to extend the patent license to downstream recipients. "Knowingly relying" means you have actual knowledge that, but for the patent license, your conveying the covered work in a country, or your recipient's use of the covered work in a country, would infringe one or more identifiable patents in that country that you have reason to believe are valid.

If, pursuant to or in connection with a single transaction or arrangement, you convey, or propagate by procuring conveyance of, a covered work, and grant a patent license to some of the parties receiving the covered work authorizing them to use, propagate, modify or convey a specific copy of the covered work, then the patent license you grant is automatically extended to all recipients of the covered work and works based on it.

A patent license is "discriminatory" if it does not include within the scope of its coverage, prohibits the exercise of, or is conditioned on the non-exercise of one or more of the rights that are specifically granted under this License. You may not convey a covered work if you are a party to an arrangement with a third party that is in the business of distributing software, under which you make payment to the third party based on the extent of your activity of conveying the work, and under which the third party grants, to any of the parties who would receive the covered work from you, a discriminatory patent license (a) in connection with copies of the covered work conveyed by you (or copies made from those copies), or (b) primarily for and in connection with specific products or compilations that contain the covered work, unless you entered into that arrangement, or that patent license was granted, prior to 28 March 2007.

Nothing in this License shall be construed as excluding or limiting any implied license or other defenses to infringement that may otherwise be available to you under applicable patent law.

12. No Surrender of Others' Freedom.

If conditions are imposed on you (whether by court order, agreement or otherwise) that contradict the conditions of this License, they do not excuse you from the conditions of this License. If you cannot convey a covered work so as to satisfy

simultaneously your obligations under this License and any other pertinent obligations, then as a consequence you may not convey it at all. For example, if you agree to terms that obligate you to collect a royalty for further conveying from those to whom you convey the Program, the only way you could satisfy both those terms and this License would be to refrain entirely from conveying the Program.

13. Use with the GNU Affero General Public License.

Notwithstanding any other provision of this License, you have permission to link or combine any covered work with a work licensed under version 3 of the GNU Affero General Public License into a single combined work, and to convey the resulting work. The terms of this License will continue to apply to the part which is the covered work, but the special requirements of the GNU Affero General Public License, section 13, concerning interaction through a network will apply to the combination as such.

14. Revised Versions of this License.

The Free Software Foundation may publish revised and/or new versions of the GNU General Public License from time to time. Such new versions will be similar in spirit to the present version, but may differ in detail to address new problems or concerns.

Each version is given a distinguishing version number. If the Program specifies that a certain numbered version of the GNU General Public License “or any later version” applies to it, you have the option of following the terms and conditions either of that numbered version or of any later version published by the Free Software Foundation. If the Program does not specify a version number of the GNU General Public License, you may choose any version ever published by the Free Software Foundation.

If the Program specifies that a proxy can decide which future versions of the GNU General Public License can be used, that proxy's public statement of acceptance of a version permanently authorizes you to choose that version for the Program.

Later license versions may give you additional or different permissions. However, no additional obligations are imposed on any author or copyright holder as a result of your choosing to follow a later version.

15. Disclaimer of Warranty.

THERE IS NO WARRANTY FOR THE PROGRAM, TO THE EXTENT PERMITTED BY APPLICABLE LAW. EXCEPT WHEN OTHERWISE STATED IN WRITING THE

COPYRIGHT HOLDERS AND/OR OTHER PARTIES PROVIDE THE PROGRAM "AS IS" WITHOUT WARRANTY OF ANY KIND, EITHER EXPRESSED OR IMPLIED, INCLUDING, BUT NOT LIMITED TO, THE IMPLIED WARRANTIES OF MERCHANTABILITY AND FITNESS FOR A PARTICULAR PURPOSE. THE ENTIRE RISK AS TO THE QUALITY AND PERFORMANCE OF THE PROGRAM IS WITH YOU. SHOULD THE PROGRAM PROVE DEFECTIVE, YOU ASSUME THE COST OF ALL NECESSARY SERVICING, REPAIR OR CORRECTION.

16. Limitation of Liability.

IN NO EVENT UNLESS REQUIRED BY APPLICABLE LAW OR AGREED TO IN WRITING WILL ANY COPYRIGHT HOLDER, OR ANY OTHER PARTY WHO MODIFIES AND/OR CONVEYS THE PROGRAM AS PERMITTED ABOVE, BE LIABLE TO YOU FOR DAMAGES, INCLUDING ANY GENERAL, SPECIAL, INCIDENTAL OR CONSEQUENTIAL DAMAGES ARISING OUT OF THE USE OR INABILITY TO USE THE PROGRAM (INCLUDING BUT NOT LIMITED TO LOSS OF DATA OR DATA BEING RENDERED INACCURATE OR LOSSES SUSTAINED BY YOU OR THIRD PARTIES OR A FAILURE OF THE PROGRAM TO OPERATE WITH ANY OTHER PROGRAMS), EVEN IF SUCH HOLDER OR OTHER PARTY HAS BEEN ADVISED OF THE POSSIBILITY OF SUCH DAMAGES.

17. Interpretation of Sections 15 and 16.

If the disclaimer of warranty and limitation of liability provided above cannot be given local legal effect according to their terms, reviewing courts shall apply local law that most closely approximates an absolute waiver of all civil liability in connection with the Program, unless a warranty or assumption of liability accompanies a copy of the Program in return for a fee.

END OF TERMS AND CONDITIONS